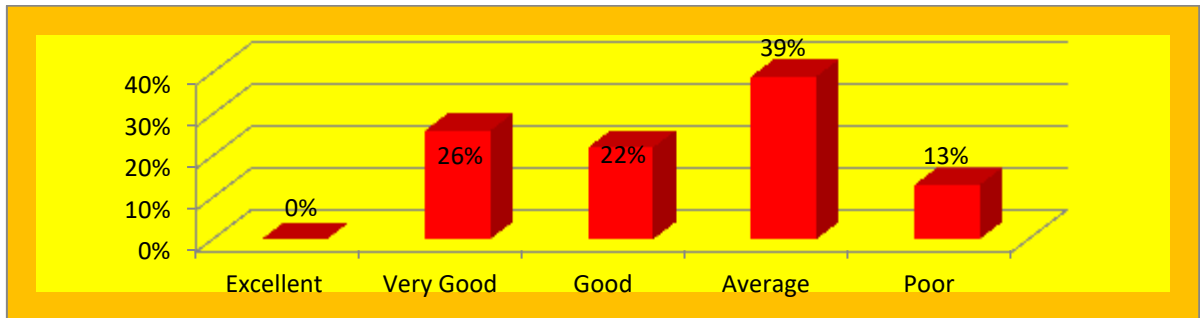


ANALYSIS OF TEACHERS' FEEDBACK (2022-23)

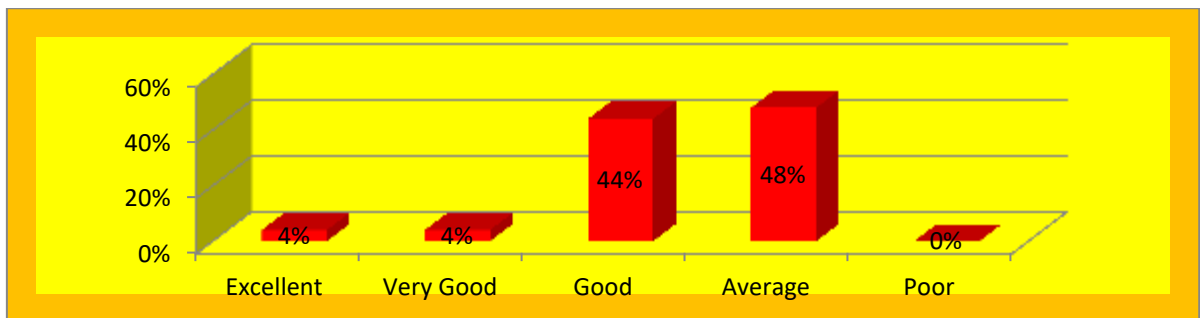
Q. 1 How do you rate the CBCS pattern vis a vis old year pattern in context of students?

Excellent	Very Good	Good	Average	Poor
0%	26%	22%	39%	13%



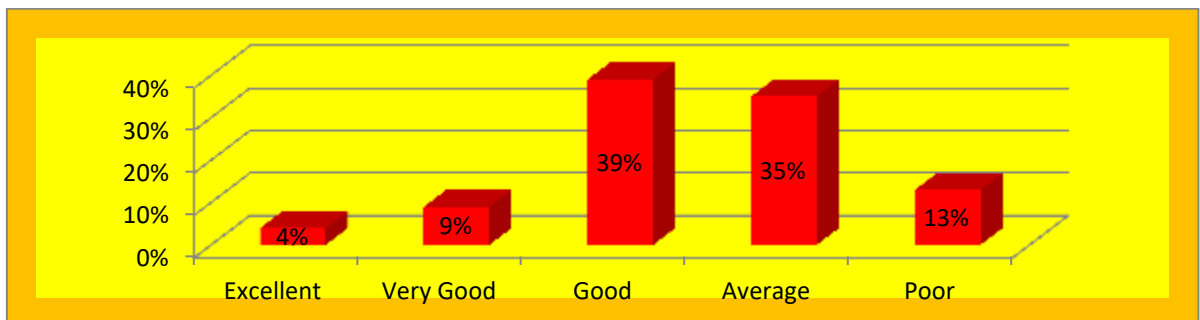
Q. 2 How do you rate the relevance to the units of Syllabus relevant to the course?

Excellent	Very Good	Good	Average	Poor
4%	4%	44%	48%	0%



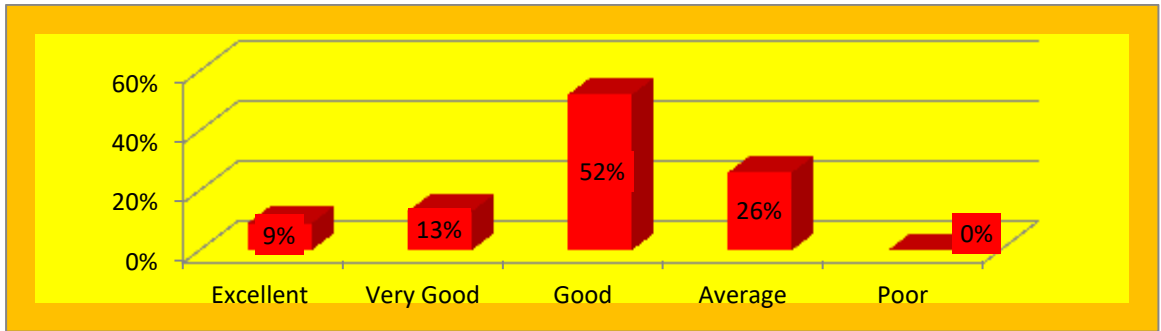
Q. 3 What is your rating of CES (Continuous Evaluation System) in the context of subject knowledge acquired by the students?

Excellent	Very Good	Good	Average	Poor
4%	9%	39%	35%	13%



Q. 4 How do you rate the curriculum with respect to skill enhancement?

Excellent	Very Good	Good	Average	Poor
9%	13%	52%	26%	0%



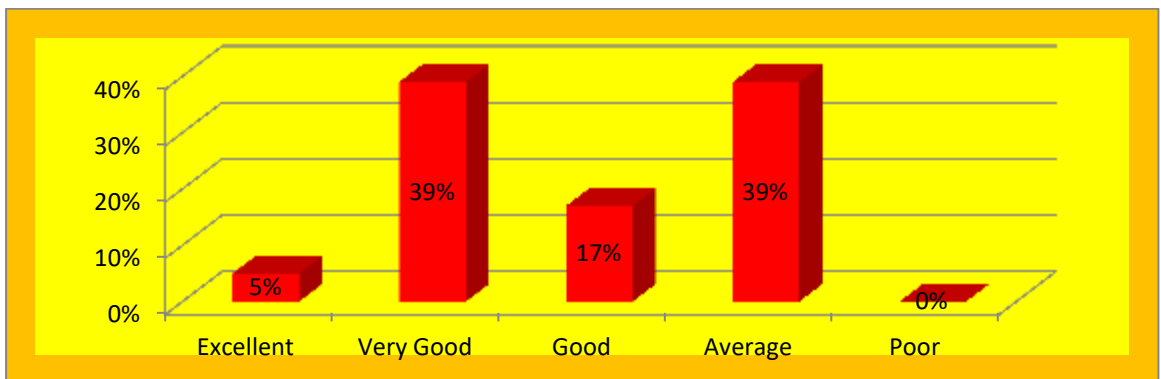
Q. 5 How do you rate the offering of the electives in terms of their relevance to the specialization streams?

Excellent	Very Good	Good	Average	Poor
0%	17%	57%	26%	0%



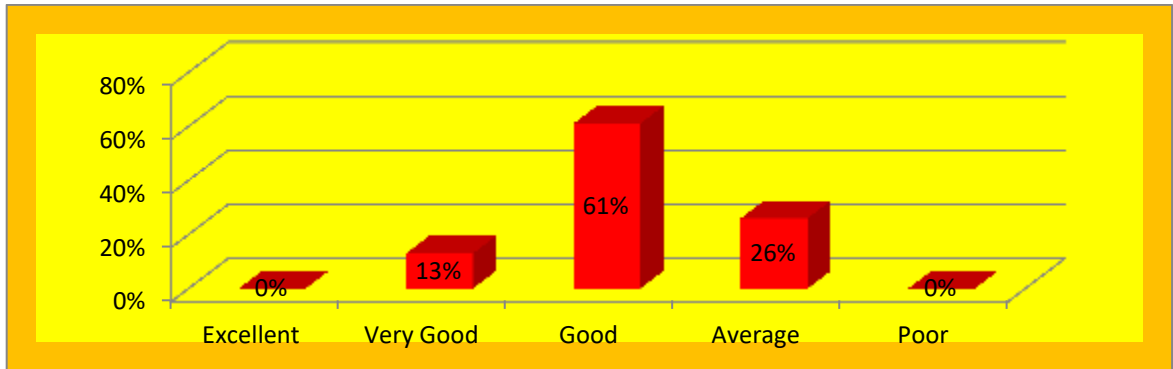
Q. 6 Rate the syllabus content of the syllabus in terms of burden on the students.

Excellent	Very Good	Good	Average	Poor
5%	39%	17%	39%	0%



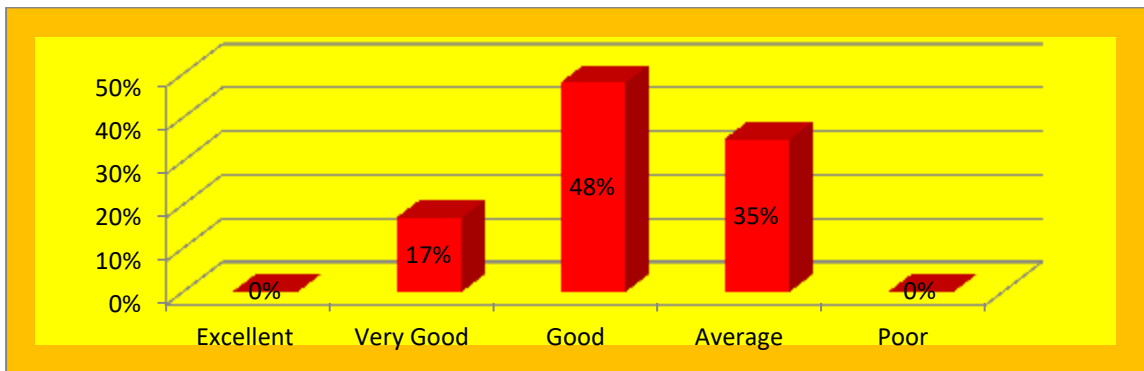
Q. 7 Rate the design of the courses in terms of extra learning.

Excellent	Very Good	Good	Average	Poor
0%	13%	61%	26%	0%



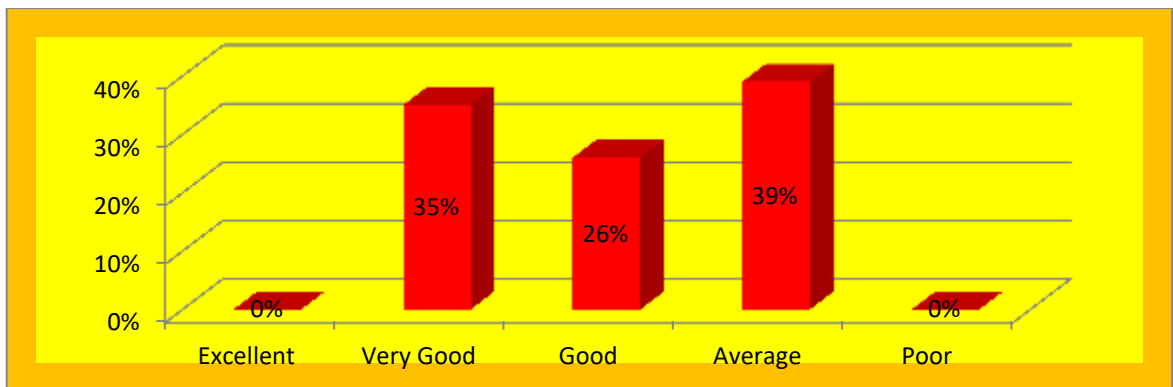
Q. 8 How do you rate the evaluation scheme designed for each of the courses?

Excellent	Very Good	Good	Average	Poor
0%	17%	48%	35%	0%



Q. 9 How do you rate the learning outcomes of curriculum in terms of global standard?

Excellent	Very Good	Good	Average	Poor
0%	35%	26%	39%	0%



Q. 10 How do you rate the adequateness of the textbooks and reference books as mentioned for the courses?

Excellent	Very Good	Good	Average	Poor
0%	17%	26%	57%	0%

