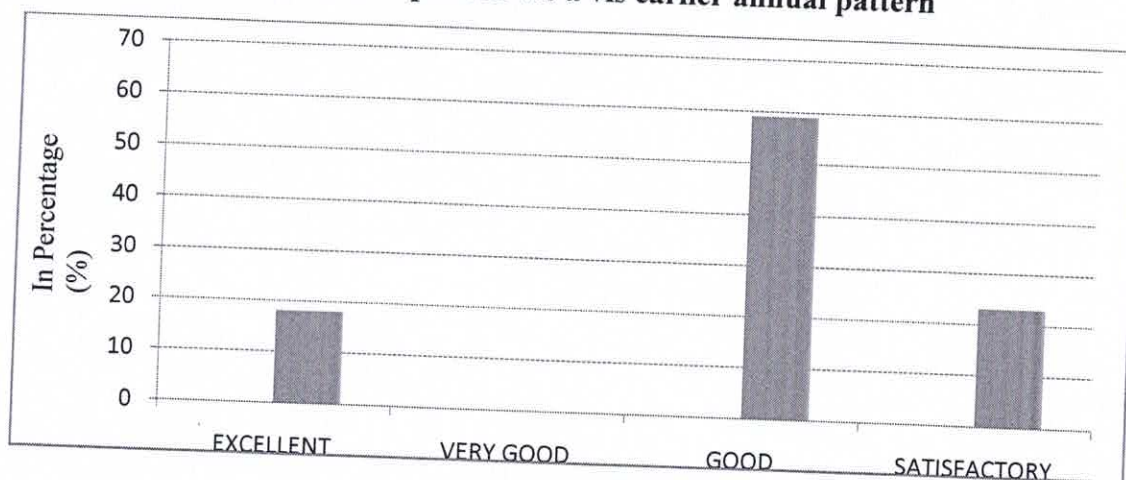


## Student's Feedback Analysis 2017 -2018

### 1. How do you rate the CBCS pattern vis a vis earlier annual pattern

| Students approach     | EXCELLENT | VERY GOOD | GOOD | SATISFACTORY |
|-----------------------|-----------|-----------|------|--------------|
| Number of Respondents | 36        | 00        | 118  | 46           |
| In Percentage (%)     | 18        | 00        | 59   | 23           |

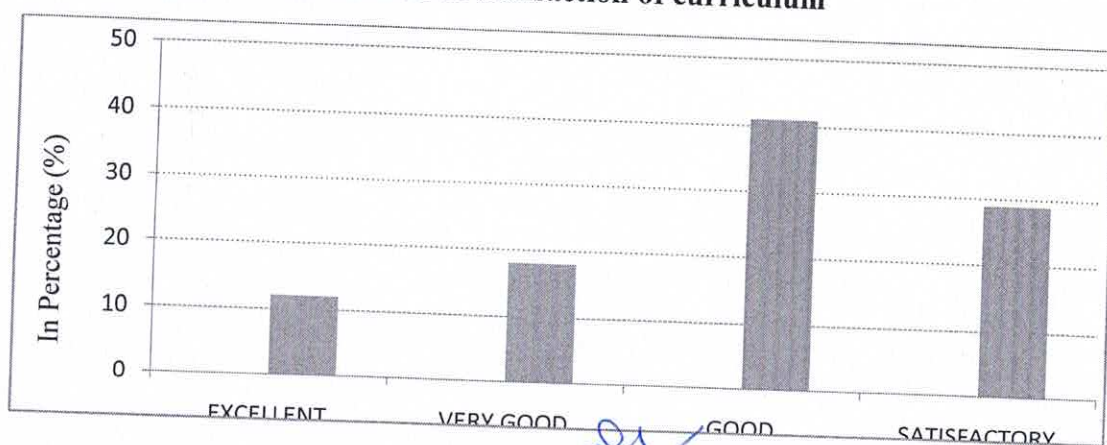
Figure 1: Bar Diagram the CBCS pattern vis a vis earlier annual pattern



### 2. Method of transaction of curriculum

| Students approach     | EXCELLENT | VERY GOOD | GOOD | SATISFACTORY |
|-----------------------|-----------|-----------|------|--------------|
| Number of Respondents | 24        | 36        | 82   | 58           |
| In Percentage (%)     | 12        | 18        | 41   | 29           |

Figure 2: Bar Diagram of the method of transaction of curriculum



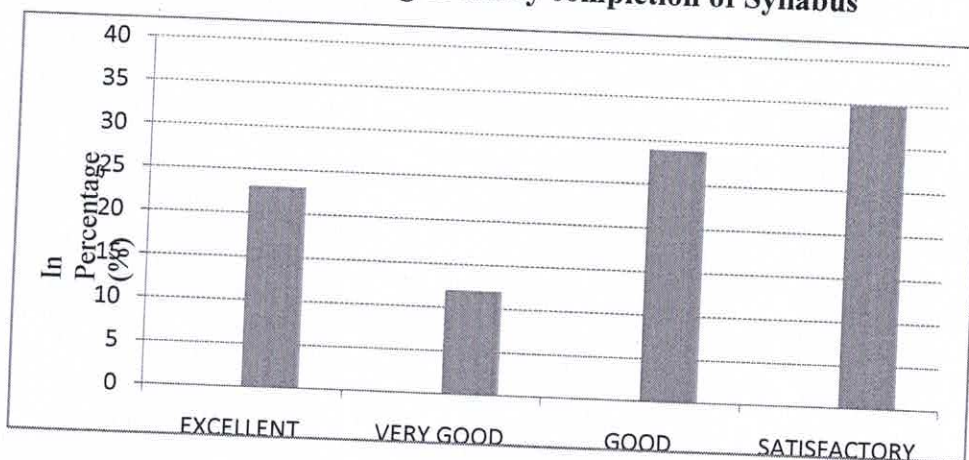
Dr. S. K. Padaliya  
Co-ordinator, NAAC  
S.G.R.R.(PG) College, Dehradun

Principal  
Shri Guru Ram Rai (PG) College  
Dehradun

3. What is your rating of timely completion of Syllabus

| Students approach     | EXCELLENT | VERY GOOD | GOOD | SATISFACTORY |
|-----------------------|-----------|-----------|------|--------------|
| Number of Respondents | 46        | 24        | 58   | 72           |
| In Percentage (%)     | 23        | 12        | 29   | 35           |

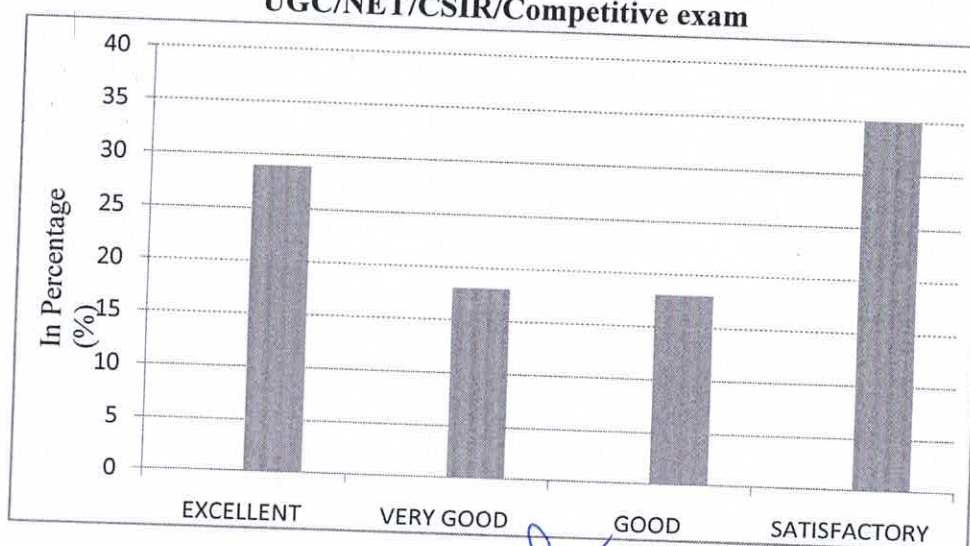
Figure 3: Bar Diagram of the rating of timely completion of Syllabus



4. The content of the curriculum is in alignment with the UGC/NET/CSIR/Competitive exam

| Students approach     | EXCELLENT | VERY GOOD | GOOD | SATISFACTORY |
|-----------------------|-----------|-----------|------|--------------|
| Number of Respondents | 58        | 36        | 36   | 70           |
| In Percentage (%)     | 29        | 18        | 18   | 35           |

Figure 4: Bar Diagram of the content of the curriculum in alignment with the UGC/NET/CSIR/Competitive exam



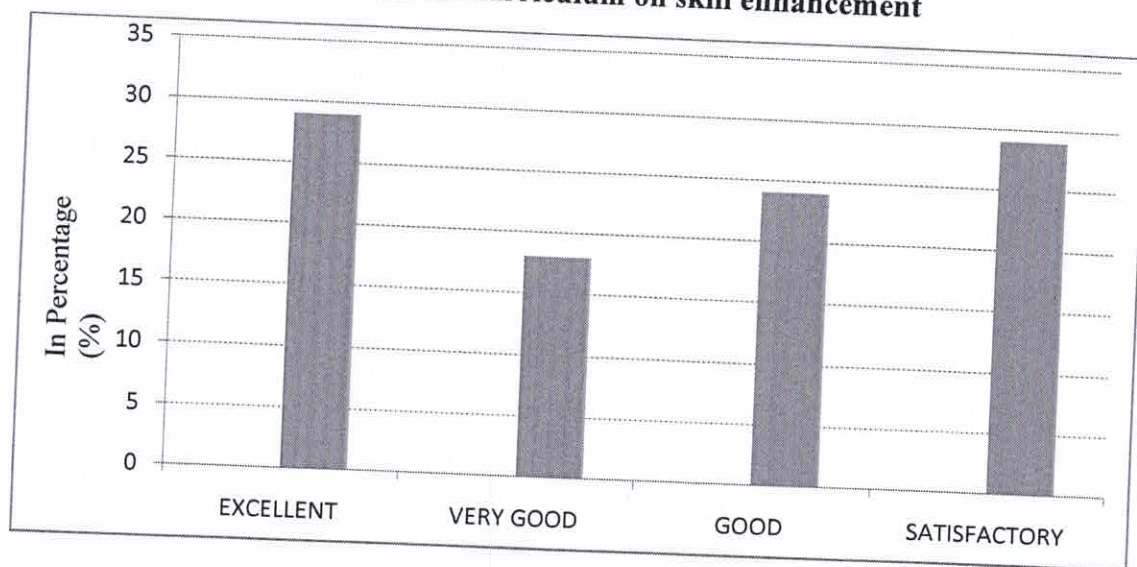
Dr. S. K. Padaliya  
Co-ordinator, NAAC  
S.G.R.R.(PG) College, Dehradun

Principal  
Shri Guru Ram Rai (PG) College  
Dehradun

**5. How do you rate the curriculum on skill enhancement**

| Students approach     | EXCELLENT | VERY GOOD | GOOD | SATISFACTORY |
|-----------------------|-----------|-----------|------|--------------|
| Number of Respondents | 58        | 36        | 48   | 58           |
| In Percentage (%)     | 29        | 18        | 24   | 29           |

**Figure 5: Bar Diagram of the rate the curriculum on skill enhancement**



*[Signature]*  
**Dr. S. K. Padaliya**  
 Co-ordinator, NAAC  
 S.G.R.R.(PG) College, Dehradun

*[Signature]*  
**Principal**  
 Shri Guru Ram Rai (PG) College  
 Dehradun

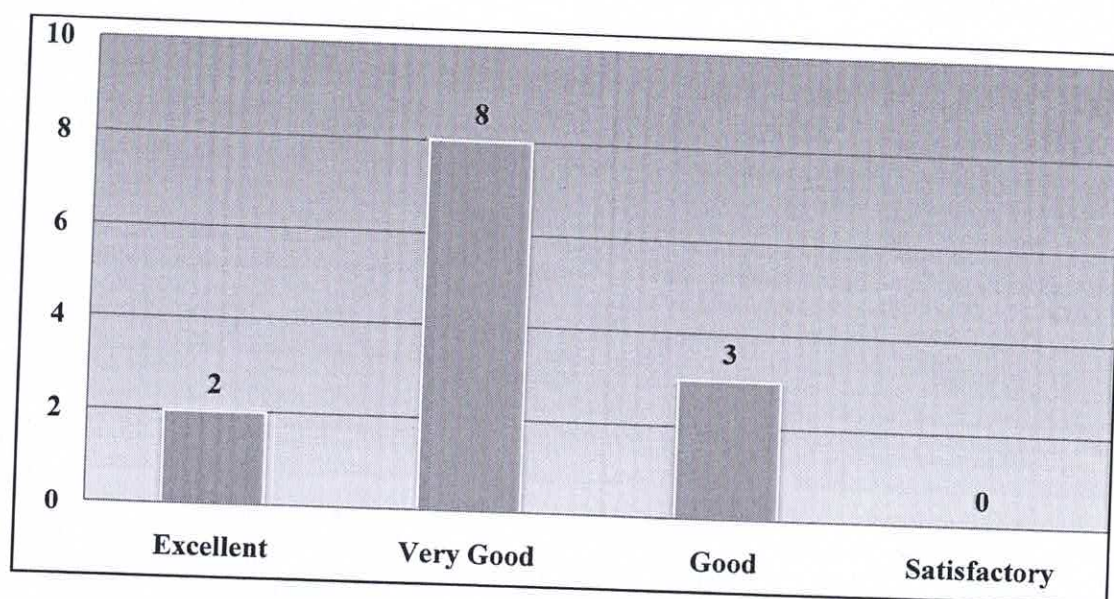


## Teacher's Feedback Analysis 2017-18

1. How do you rate the CBCS pattern vis a vis the earlier annual pattern in context of students.

| Teacher's approach    | EXCELLENT | VERY GOOD | GOOD | SATISFACTORY |
|-----------------------|-----------|-----------|------|--------------|
| Number of Respondents | 2         | 8         | 3    | 0            |
| In Percentage (%)     | 15%       | 62%       | 23%  | 0            |


Figure 1: Bar Diagram of the CBCS pattern vis a vis the earlier annual pattern in context of students.



2. What is your rating of CES (Continuous Evaluation System) in the context of subject knowledge acquired by the students?

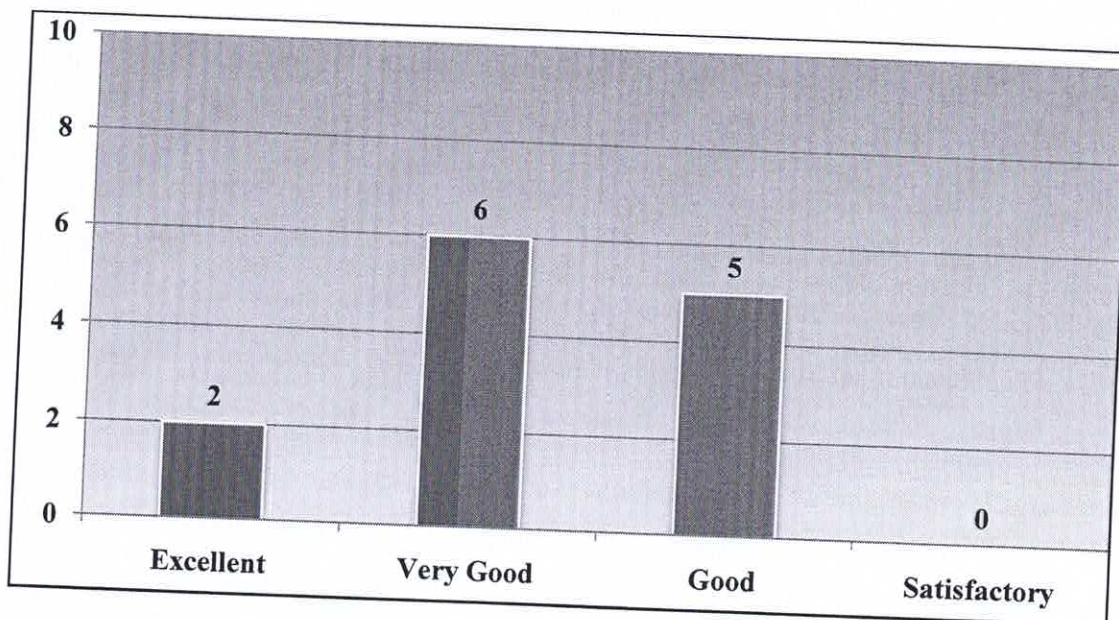
| Teacher's approach    | EXCELLENT | VERY GOOD | GOOD | SATISFACTORY |
|-----------------------|-----------|-----------|------|--------------|
| Number of Respondents | 2         | 6         | 5    | 0            |
| In Percentage (%)     | 15%       | 46%       | 39%  | 0            |

Figure 2: Bar Diagram of the rating of CES (Continuous Evaluation System) in the context of subject knowledge acquired by the students.

  
**Dr. S. K. Padaliya**  
 Co-ordinator, NAAC  
 S.G.R.R.(PG) College, Dehradun

  
**Principal**  
 Shri Guru Ram Rai (PG) College  
 Dehradun

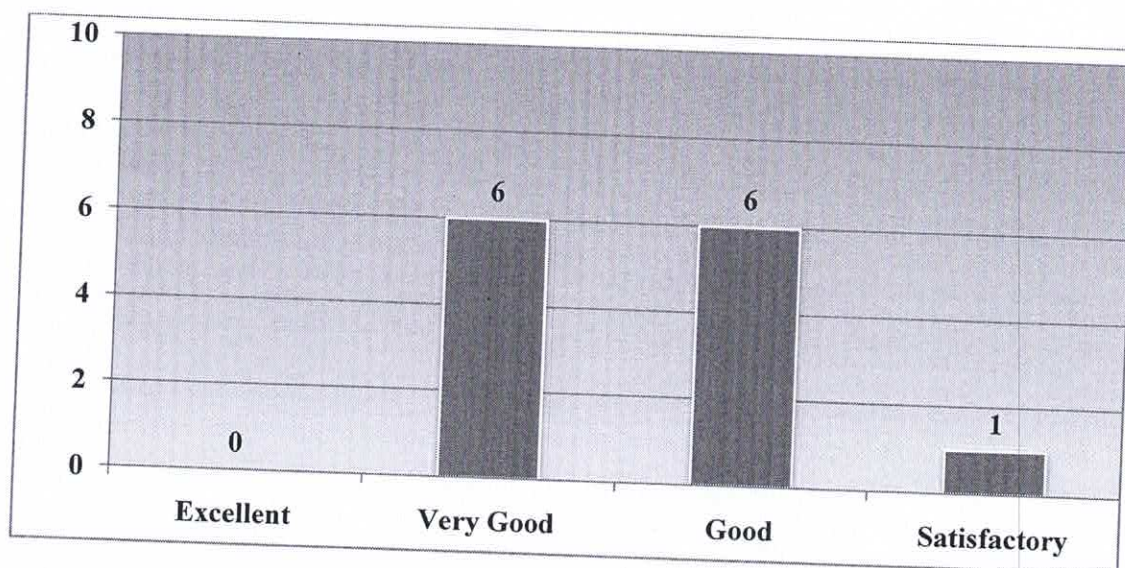




3. The curriculum is balanced with regard to theoretical and practical knowledge

| Teacher's approach    | EXCELLENT | VERY GOOD | GOOD | SATISFACTORY |
|-----------------------|-----------|-----------|------|--------------|
| Number of Respondents | 0         | 6         | 6    | 1            |
| In Percentage (%)     | 0         | 46%       | 46%  | 8%           |

Figure 3: Bar Diagram of the curriculum is balanced with regard to theoretical and practical knowledge



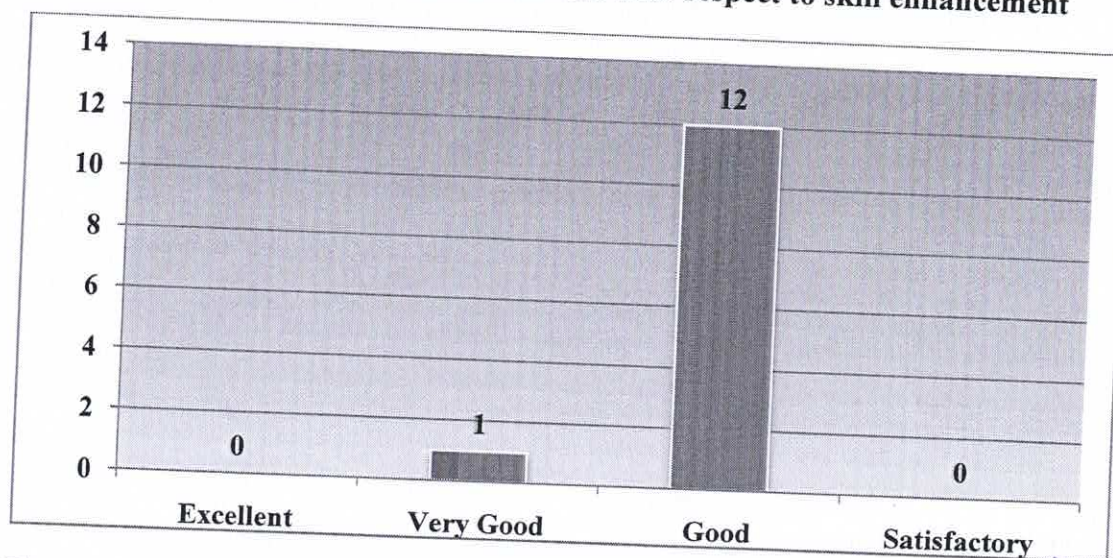
*Dr. S. K. Padaliya*  
Co-ordinator, NAAC  
S.G.R.R.(PG) College, Dehradun

*V.P.*  
Principal  
Shri Guru Ram Rai (PG) College  
Dehradun

4. How do you rate the curriculum with respect to skill enhancement?

| Teacher's approach    | EXCELLENT | VERY GOOD | GOOD | SATISFACTORY |
|-----------------------|-----------|-----------|------|--------------|
| Number of Respondents | 0         | 1         | 12   | 0            |
| In Percentage (%)     | 0         | 8%        | 92%  | 0            |


Figure 4: Bar Diagram of the curriculum with respect to skill enhancement




The above table/graph is the classification of the teacher's approach in context with skill enhancement. It depicts that the majority i.e. 92% of the students respond that it is good while 8% of students respond it is very good. There is no student in favour of excellent and satisfactory.

5. The learning outcomes of curriculum are of global standards

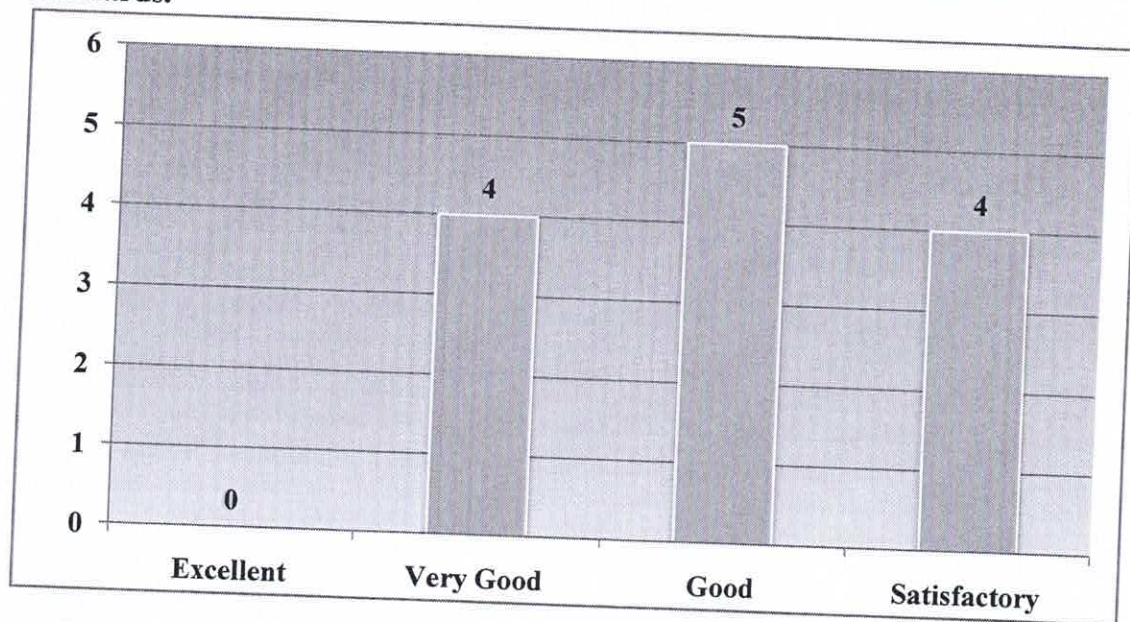
| Teacher's approach    | EXCELLENT | VERY GOOD | GOOD | SATISFACTORY |
|-----------------------|-----------|-----------|------|--------------|
| Number of Respondents | 0         | 4         | 5    | 4            |
| In Percentage (%)     | 0         | 31%       | 38%  | 31%          |

  
**Dr. S. K. Padaliya**  
 Co-ordinator, NAAC  
 S.G.R.R.(PG) College, Dehradun

  
**Principal**  
 Shri Guru Ram Rai (PG) College  
 Dehradun



**Figure 5: Bar Diagram of the learning outcomes of curriculum of global standards.**



  
**Dr. S. K. Padaliya**  
Co-ordinator, NAAC  
S.G.R.R.(PG) College, Dehradun

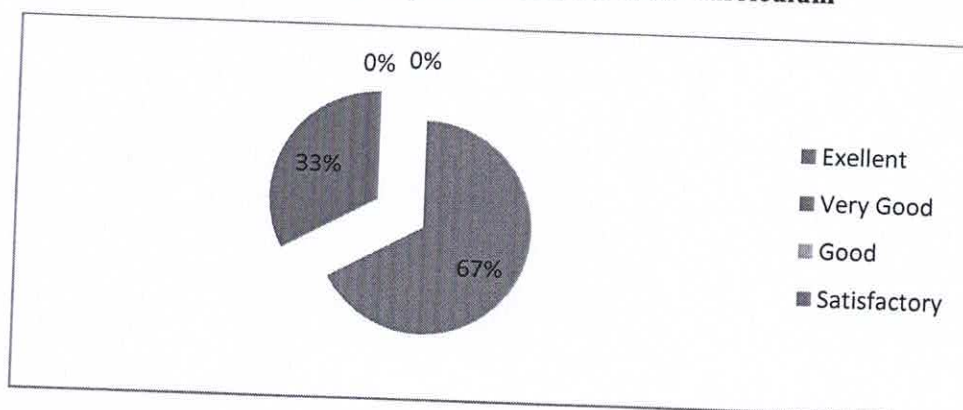
  
**Principal**  
Shri Guru Ram Rai (PG) College  
Dehradun

## Employer's Feedback Analysis 2017-18

**Q. 1 What is your rating of the contents of the curriculum?**

| Employer's Approach   | EXCELLENT | VERY GOOD | GOOD | SATISFACTORY |
|-----------------------|-----------|-----------|------|--------------|
| Number of Respondents | 4         | 2         | 0    | 0            |
| In Percentage (%)     | 67%       | 33%       | 0%   | 0%           |

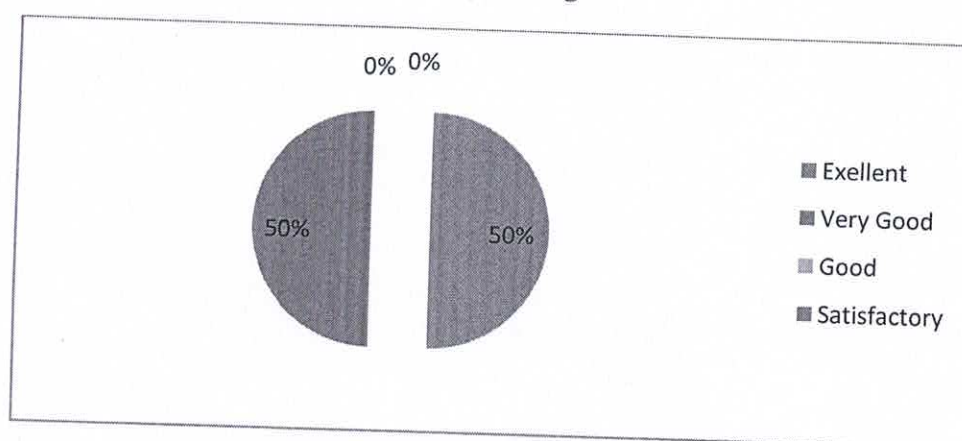
**Chart 1 - Rating of the contents of the curriculum**





**Q.2 How do you rate the planning of the curriculum with regards to theoretical and practical knowledge?**

| Employer's Approach   | EXCELLENT | VERY GOOD | GOOD | SATISFACTORY |
|-----------------------|-----------|-----------|------|--------------|
| Number of Respondents | 3         | 3         | 0    | 0            |
| In Percentage (%)     | 50%       | 50%       | 0%   | 0%           |

**Chart 2 – Rating the planning of the curriculum with regards to theoretical and practical knowledge**



  
**Dr. S. K. Padaliya**  
 Co-ordinator, NAAC  
 C. C. R. R. (PG) College, Dehradun

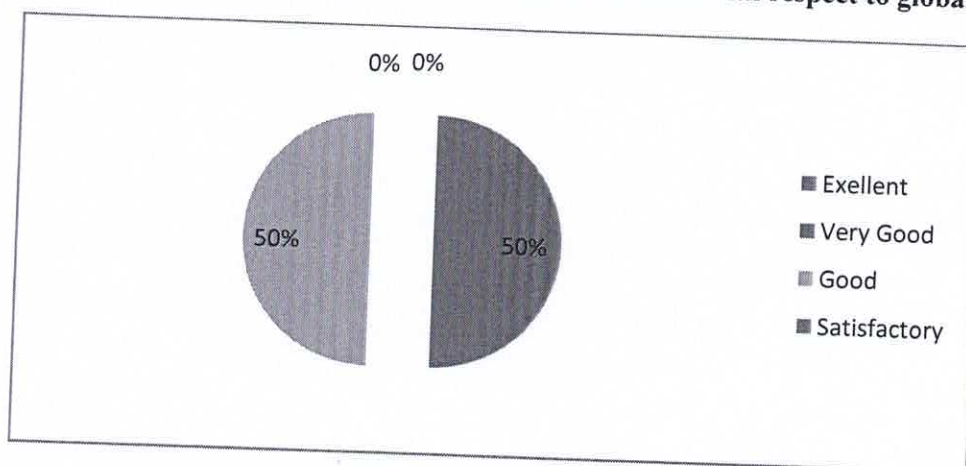
  
**Principal**  
 Shri Guru Ram Rai (PG) College  
 Dehradun



Q.3 What is your rating of the learning outcomes of the curriculum with respect to global standards?

| Employer's Approach   | EXCELLENT | VERY GOOD | GOOD | SATISFACTORY |
|-----------------------|-----------|-----------|------|--------------|
| Number of Respondents | 0         | 3         | 3    | 0            |
| In Percentage (%)     | 0%        | 71%       | 29%  | 0%           |

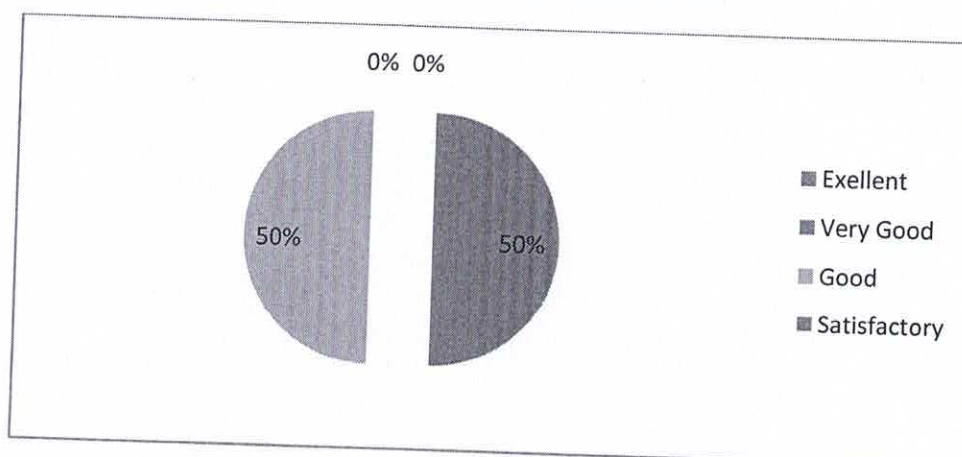
Chart 3 – Rating of the learning outcomes of the curriculum with respect to global standards





Q. 4 How do you rate the curriculum on skill enhancement?

| Employer's Approach   | EXCELLENT | VERY GOOD | GOOD | SATISFACTORY |
|-----------------------|-----------|-----------|------|--------------|
| Number of Respondents | 0         | 3         | 3    | 0            |
| In Percentage (%)     | 0%        | 57%       | 43%  | 0%           |

Chart 4 – Rating of the curriculum on skill enhancement



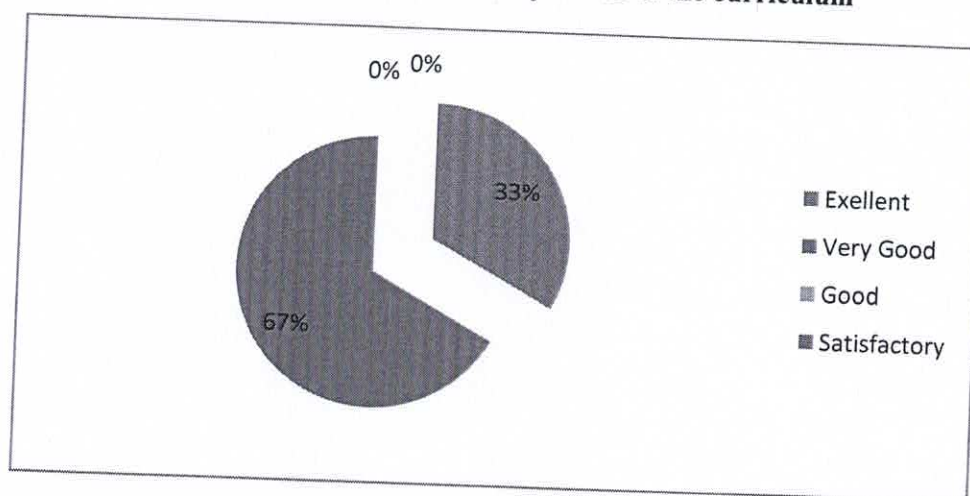
  
**Dr. S. K. Padaliya**  
 Co-ordinator, NAAC  
 S.G.R.R.(PG) College, Dehradun

  
**Principal**  
 Shri Guru Ram Rai (PG) College  
 Dehradun

**Q5. How do you view integration of crosscutting issues like gender equality, ethics, environment, sustainability etc. in to the curriculum?**

| Employer's Approach   | EXCELLENT | VERY GOOD | GOOD | SATISFACTORY |
|-----------------------|-----------|-----------|------|--------------|
| Number of Respondents | 0         | 0         | 4    | 2            |
| In Percentage (%)     | 29%       | 71%       | 67%  | 33%          |

**Chart 5 – Views regarding the integration of crosscutting issues like gender equality, ethics, environment, sustainability etc. in to the curriculum**



*[Signature]*  
**Dr. S. K. Padaliya**  
 Co-ordinator, NAAC  
 S.G.R.R.(PG) College, Dehradun

*[Signature]*  
**Principal**  
 Shri Guru Ram Rai (PG) College  
 Dehradun

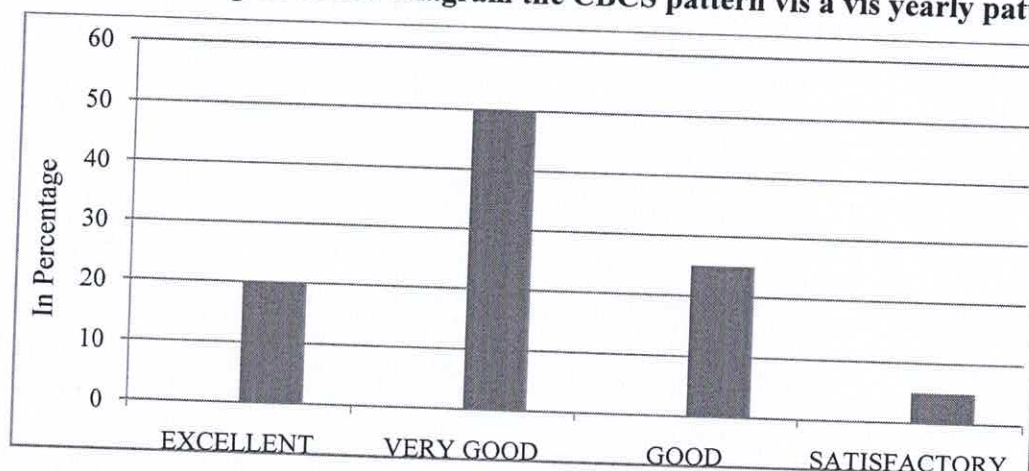


## Alumni's Feedback Analysis 2017 -2018

### 1. Rating of the CBCS pattern vis a vis yearly pattern

| Alumni Approach       | EXCELLENT | VERY GOOD | GOOD | SATISFACTORY |
|-----------------------|-----------|-----------|------|--------------|
| Number of Respondents | 4         | 10        | 5    | 1            |
| In Percentage (%)     | 20        | 50        | 25   | 5            |


**Figure 1: Bar Diagram the CBCS pattern vis a vis yearly pattern**




### 2. The level of teacher's dedication towards campus

| Alumni Approach       | EXCELLENT | VERY GOOD | GOOD | SATISFACTORY |
|-----------------------|-----------|-----------|------|--------------|
| Number of Respondents | 2         | 16        | 2    | 0            |
| In Percentage (%)     | 10        | 80        | 10   | 0            |

**Figure 2: Bar Diagram of the level of teacher's dedication towards campus**



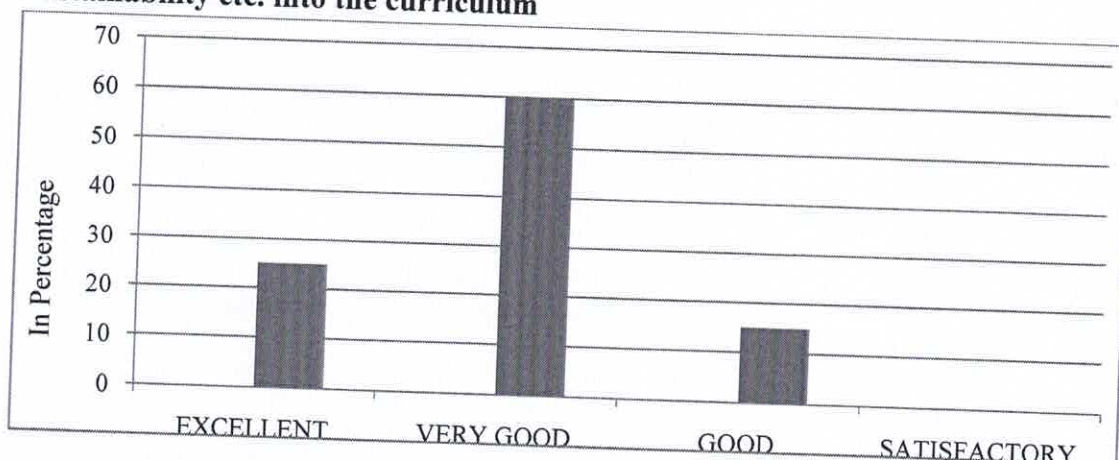
  
 Dr. S. K. Padaliya  
 Co-ordinator, NAAC  
 S.G.R.R.(PG) College, Dehradun

  
 Principal  
 Shri Guru Ram Rai (PG) College  
 Dehradun

**3. Integration of cross cutting issues like gender equity, ethics, environment sustainability etc. into the curriculum**

| Alumni Approach       | EXCELLENT | VERY GOOD | GOOD | SATISFACTORY |
|-----------------------|-----------|-----------|------|--------------|
| Number of Respondents | 5         | 12        | 3    | 0            |
| In Percentage (%)     | 25        | 60        | 15   | 0            |

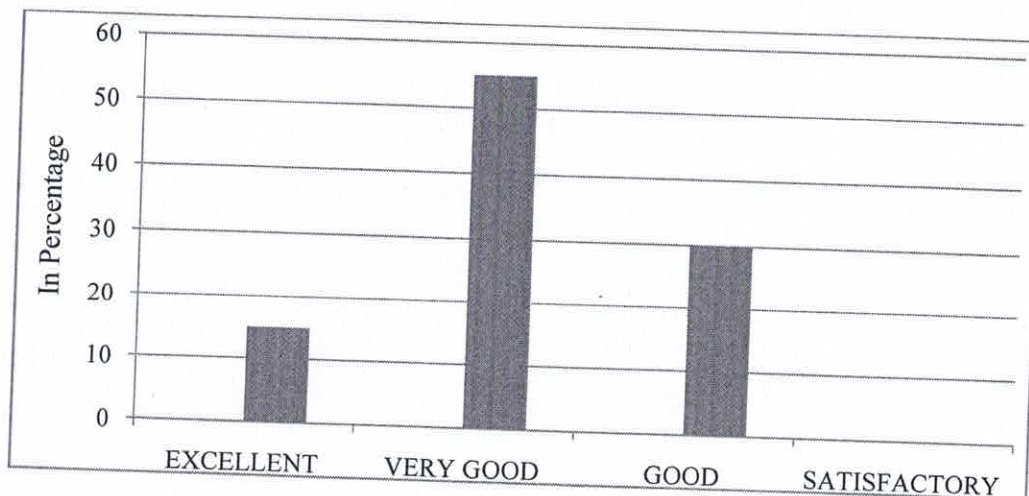
**Figure 3: Bar Diagram of the rating of gender equity, ethics, environment sustainability etc. into the curriculum**



**4. Rate of evaluation into break internal and external evaluation exam**

| Alumni Approach       | EXCELLENT | VERY GOOD | GOOD | SATISFACTORY |
|-----------------------|-----------|-----------|------|--------------|
| Number of Respondents | 3         | 11        | 6    | 0            |
| In Percentage (%)     | 15        | 55        | 30   | 0            |

**Figure 4: Bar Diagram of the evaluation into break internal and external evaluation exam**



*[Signature]*  
**Dr. S. K. Padaliya**  
 Co-ordinator, NAAC  
 S.G.R.R.(PG) College, Dehradun

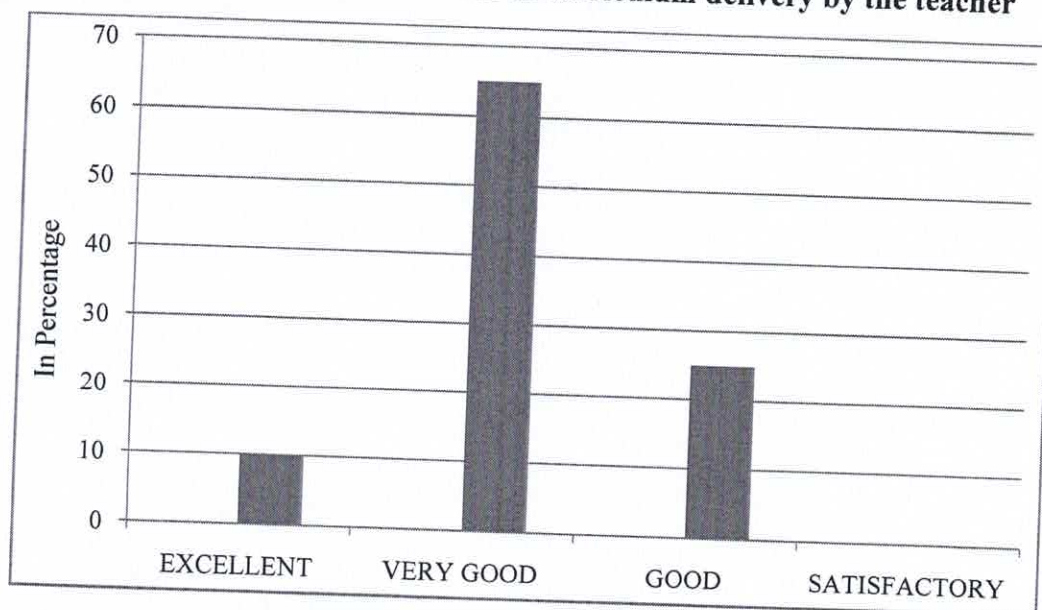
*[Signature]*  
**Principal**  
 S.G.R.R.(PG) College, Dehradun



5. How do you rate the methods of curriculum delivery by the teacher

| Alumni Approach       | EXCELLENT | VERY GOOD | GOOD | SATISFACTORY |
|-----------------------|-----------|-----------|------|--------------|
| Number of Respondents | 2         | 13        | 5    | 0            |
| In Percentage (%)     | 10        | 65        | 25   | 0            |

Figure 5: Bar Diagram of the Methods of curriculum delivery by the teacher



*[Signature]*  
**Dr. S. K. Padaliya**  
 Co-ordinator, NAAC  
 S.G.R.R.(PG) College, Dehradun

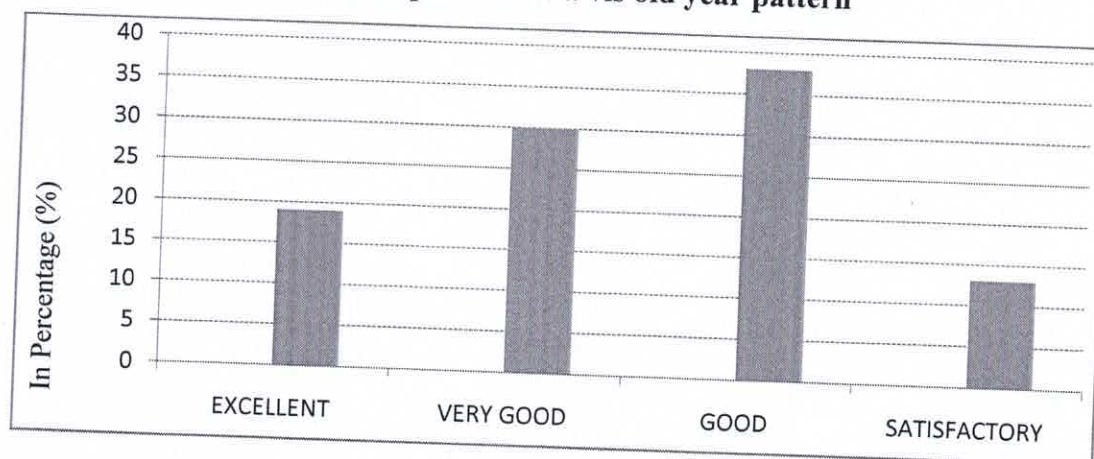
*[Signature]*  
**Principal**  
**Shri Guru Ram Rai (PG) College**  
 Dehradun

## Student's Feedback Analysis 2018 -2019

### 1. How do you rate the CBCS pattern vis a vis old year pattern

| Students approach     | EXCELLENT | VERY GOOD | GOOD | SATISFACTORY |
|-----------------------|-----------|-----------|------|--------------|
| Number of Respondents | 37        | 61        | 77   | 25           |
| In Percentage (%)     | 19        | 30        | 38   | 13           |

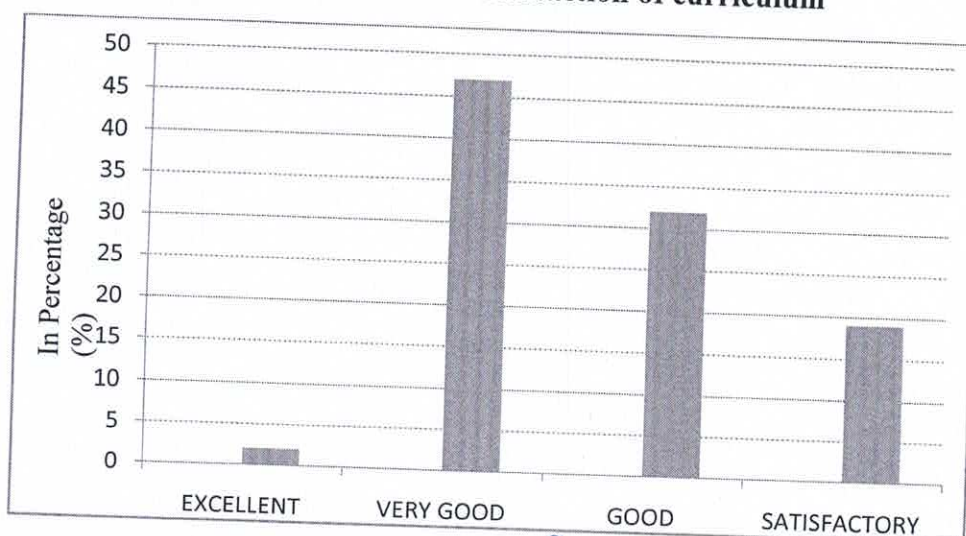
Figure 1: Bar Diagram the CBCS pattern vis a vis old year pattern



### 2. Method of transaction of curriculum

| Students approach     | EXCELLENT | VERY GOOD | GOOD | SATISFACTORY |
|-----------------------|-----------|-----------|------|--------------|
| Number of Respondents | 04        | 94        | 64   | 38           |
| In Percentage (%)     | 02        | 47        | 32   | 19           |

Figure 2: Bar Diagram of the method of transaction of curriculum



Dr. S. K. Padaliya  
Co-ordinator, NAAC

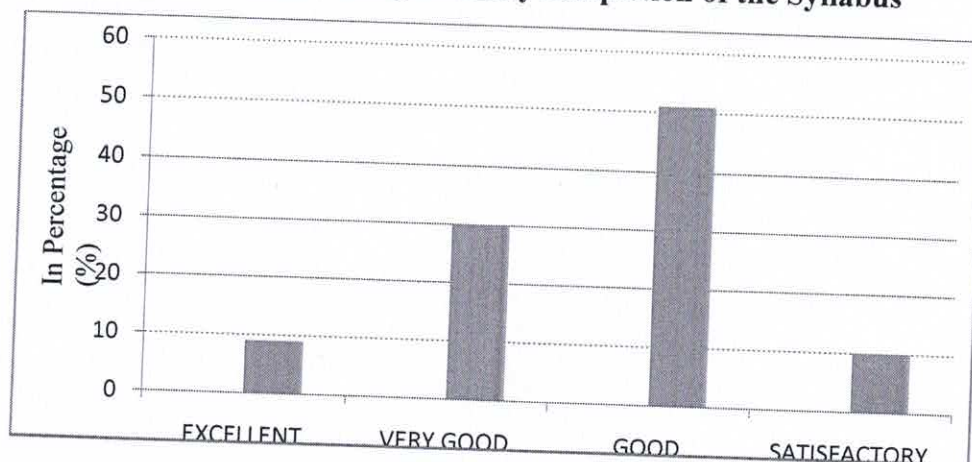
Principal  
3rd Grade College



3. What is your rating of the timely completion of the Syllabus

| Students approach     | EXCELLENT | VERY GOOD | GOOD | SATISFACTORY |
|-----------------------|-----------|-----------|------|--------------|
| Number of Respondents | 18        | 60        | 102  | 20           |
| In Percentage (%)     | 9         | 30        | 51   | 10           |

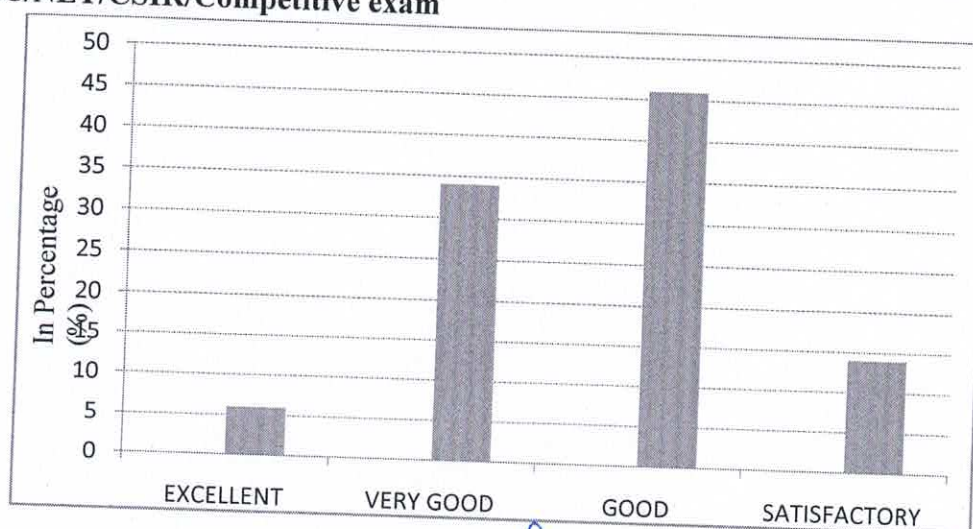
Figure 3: Bar Diagram of the rating of timely completion of the Syllabus



4. The content of the curriculum is in alignment with the UGC/NET/CSIR/Competitive exam

| Students approach     | EXCELLENT | VERY GOOD | GOOD | SATISFACTORY |
|-----------------------|-----------|-----------|------|--------------|
| Number of Respondents | 12        | 68        | 92   | 28           |
| In Percentage (%)     | 06        | 34        | 46   | 14           |

Figure 4: Bar Diagram of the content of the curriculum in alignment with the UGC/NET/CSIR/Competitive exam



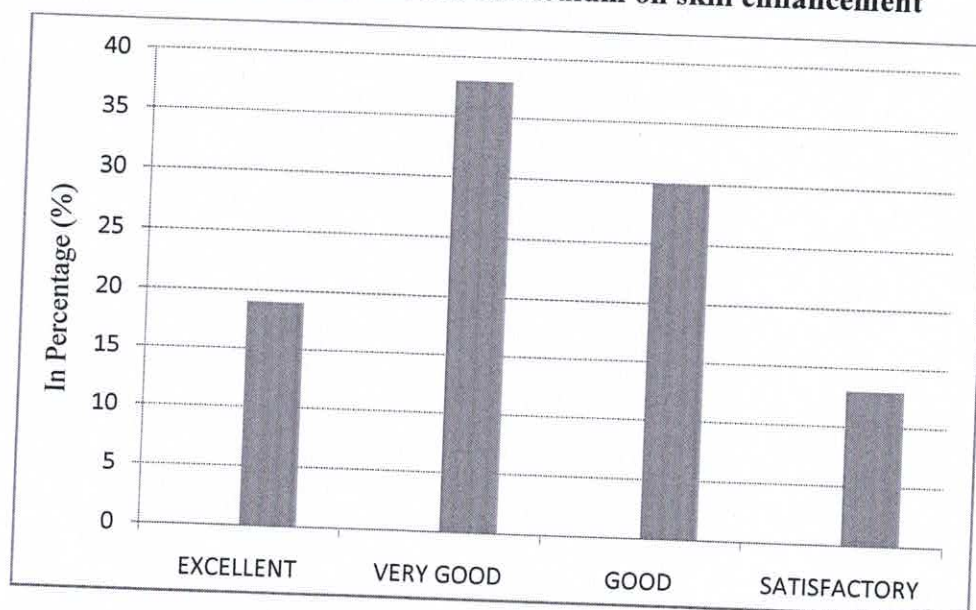
Dr. S. K. Padaliya  
Co-ordinator, NAAC

Principal  
Shri Guru Ram Rai (PG) College  
Dehradun

**5. How do you rate the curriculum on skill enhancement**

| Students approach     | EXCELLENT | VERY GOOD | GOOD | SATISFACTORY |
|-----------------------|-----------|-----------|------|--------------|
| Number of Respondents | 38        | 76        | 60   | 26           |
| In Percentage (%)     | 19        | 38        | 30   | 13           |

**Figure 5: Bar Diagram of the rate the curriculum on skill enhancement**



*[Signature]*  
**Dr. S. K. Padaliya**  
 Co-ordinator, NAAC  
 S.G.R.R.(PG) College, Dehradun

*[Signature]*  
**Principal**  
 Shri Gaur Ram Rai (PG) College  
 Dehradun

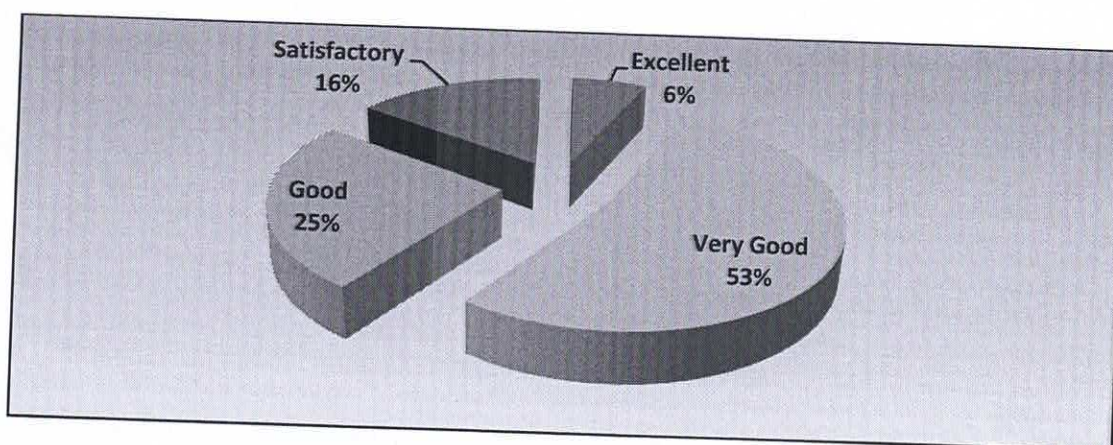


## Teacher's Feedback Analysis 2018-19

1. How do you rate the CBCS pattern vis a vis the earlier annual pattern in context of students.

| Teacher's approach    | EXCELLENT | VERY GOOD | GOOD | SATISFACTORY |
|-----------------------|-----------|-----------|------|--------------|
| Number of Respondents | 2         | 17        | 8    | 5            |
| In Percentage (%)     | 6%        | 53%       | 25%  | 16%          |


Figure 1: Pie Chart of the CBCS pattern vis a vis the earlier annual pattern in context of students




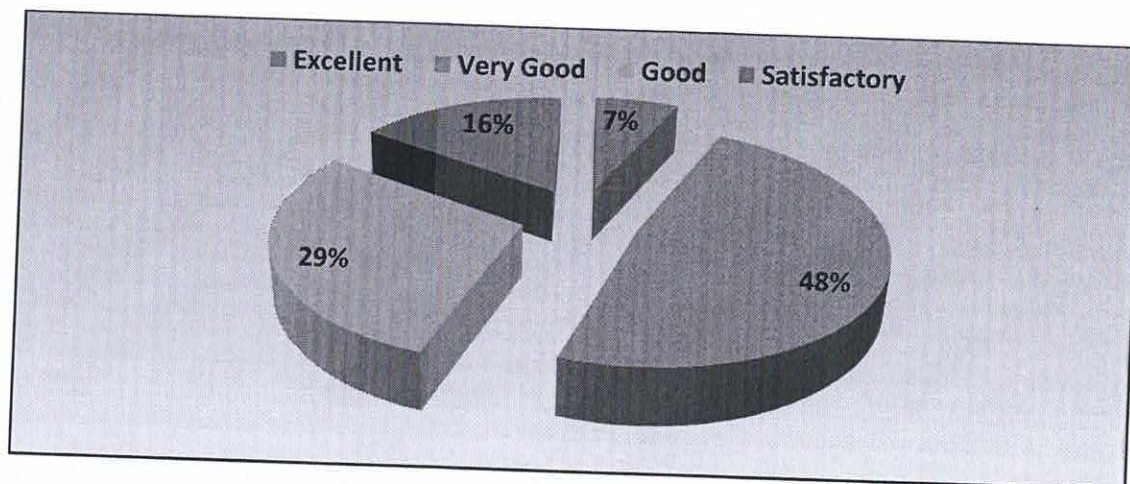
2. What is your rating of CES (Continuous Evaluation System) in the context of subject knowledge acquired by the students?

| Teacher's approach    | EXCELLENT | VERY GOOD | GOOD | SATISFACTORY |
|-----------------------|-----------|-----------|------|--------------|
| Number of Respondents | 2         | 15        | 9    | 5            |
| Percent               | 7%        | 48%       | 29%  | 16%          |

Figure 2: Pie Chart of CES (Continuous Evaluation System) in the context of subject knowledge acquired by the students

  
**Dr. S. K. Padaliya**  
 Co-ordinator, NAAC  
 S.G.R.R. (PG) College, Dehradun

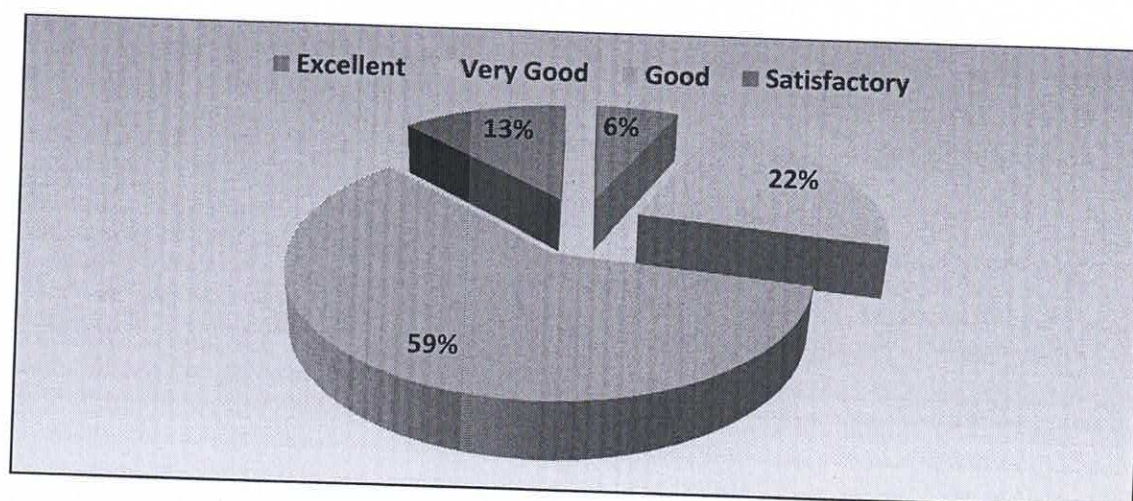
  
**Principal**  
 Shri Guru Ram Rai (PG) College  
 Dehradun



3. The curriculum is balanced with regard to theoretical and practical knowledge

| Teacher's approach    | EXCELLENT | VERY GOOD | GOOD | SATISFACTORY |
|-----------------------|-----------|-----------|------|--------------|
| Number of Respondents | 2         | 7         | 19   | 4            |
| In Percentage (%)     | 6%        | 22%       | 59%  | 13%          |

Figure 3: Pie Chart of the curriculum is balanced with regard to theoretical and practical knowledge



4. How do you rate the curriculum with respect to skill enhancement?

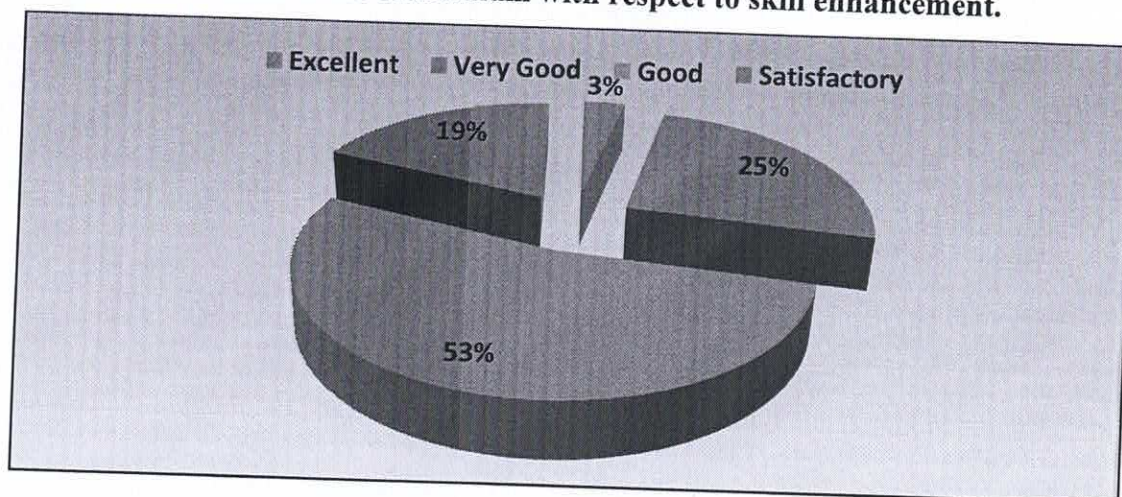
| Teacher's approach    | EXCELLENT | VERY GOOD | GOOD | SATISFACTORY |
|-----------------------|-----------|-----------|------|--------------|
| Number of Respondents | 1         | 8         | 17   | 6            |
| In Percentage (%)     | 3%        | 25%       | 53%  | 19%          |

Dr. S. K. Padaliya  
Co-ordinator, NAAC  
S.G.R.R.(PG) College, Dehradun

V.P.  
Principal  
Shri Guru Ram Rai (PG) College  
Dehradun



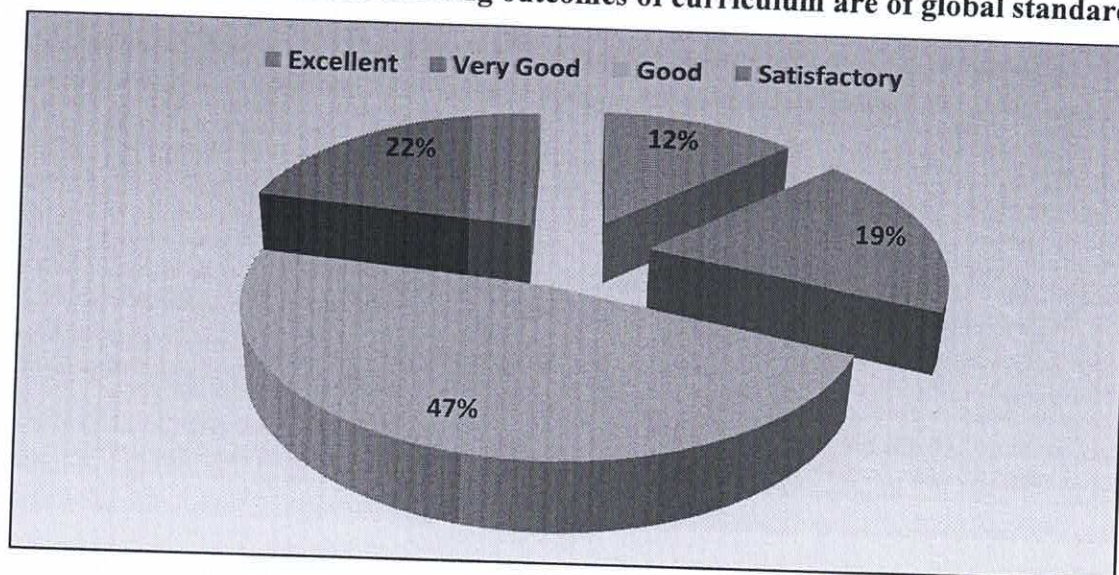
Figure 4: Pie Chart of the curriculum with respect to skill enhancement.





#### 5. The learning outcomes of curriculum are of global standards

| Teacher's approach    | EXCELLENT | VERY GOOD | GOOD | SATISFACTORY |
|-----------------------|-----------|-----------|------|--------------|
| Number of Respondents | 4         | 6         | 15   | 7            |
| In Percentage (%)     | 12%       | 19%       | 47%  | 22%          |

Figure 5: Pie Chart of the learning outcomes of curriculum are of global standards



  
**Dr. S. K. Padaliya**  
 Co-ordinator, NAAC  
 S.G.R.R.(PG) College, Dehradun

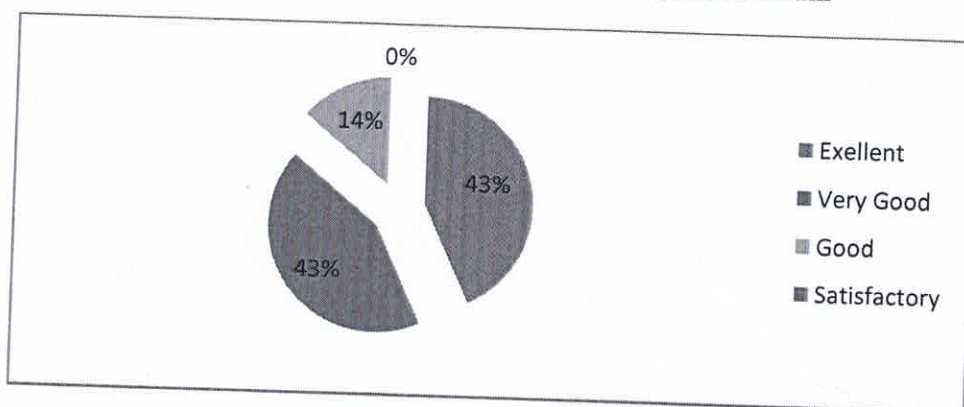
  
**Principal**  
 Shri Guru Ram Rai (PG) College  
 Dehradun

## Employer's Feedback Analysis 2018-19

**Q. 1 What is your rating of the contents of the curriculum?**

| Employer's Approach   | EXCELLENT | VERY GOOD | GOOD | SATISFACTORY |
|-----------------------|-----------|-----------|------|--------------|
| Number of Respondents | 3         | 3         | 1    | 0            |
| In Percentage (%)     | 43%       | 43%       | 14%  | 0%           |

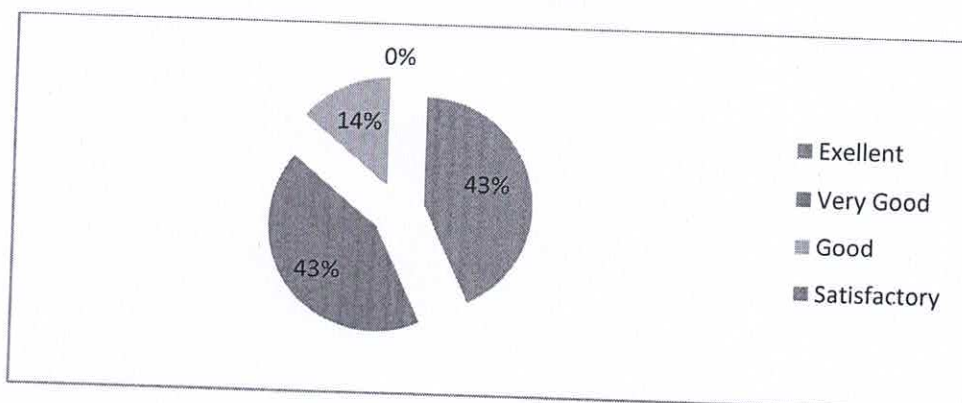
**Chart 1 - Rating of the contents of the curriculum**





**Q.2 How do you rate the planning of the curriculum with regards to theoretical and practical knowledge?**

| Employer's Approach   | EXCELLENT | VERY GOOD | GOOD | SATISFACTORY |
|-----------------------|-----------|-----------|------|--------------|
| Number of Respondents | 3         | 3         | 1    | 0            |
| In Percentage (%)     | 43%       | 43%       | 14%  | 0%           |

**Chart 2 – Rating the planning of the curriculum with regards to theoretical and practical knowledge**



  
**Dr. S. K. Padaliya**  
 Co-ordinator, NAAC  
 S.G.R.R.(PG) College Dehradun

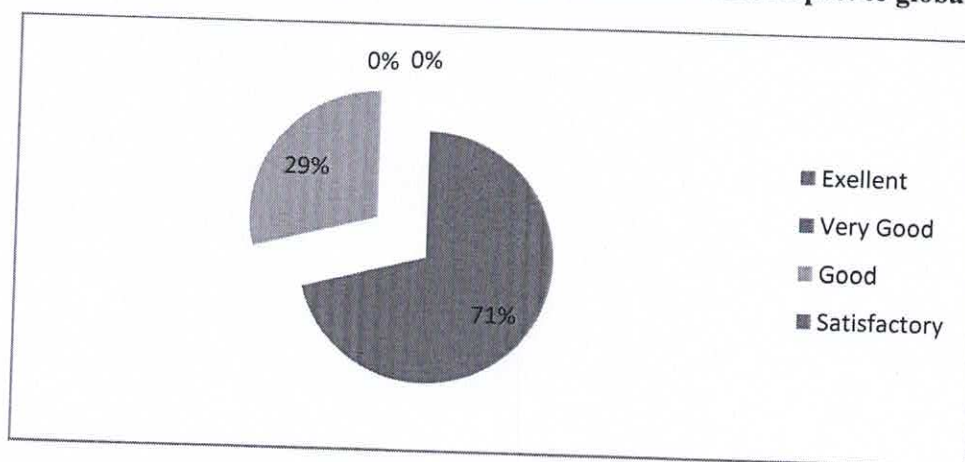
  
**Principal**  
 Shri Guru Ram Rai (PG) College  
 Dehradun



**Q.3 What is your rating of the learning outcomes of the curriculum with respect to global standards?**

| Employer's Approach   | EXCELLENT | VERY GOOD | GOOD | SATISFACTORY |
|-----------------------|-----------|-----------|------|--------------|
| Number of Respondents | 0         | 5         | 2    | 0            |
| In Percentage (%)     | 0%        | 71%       | 29%  | 0%           |

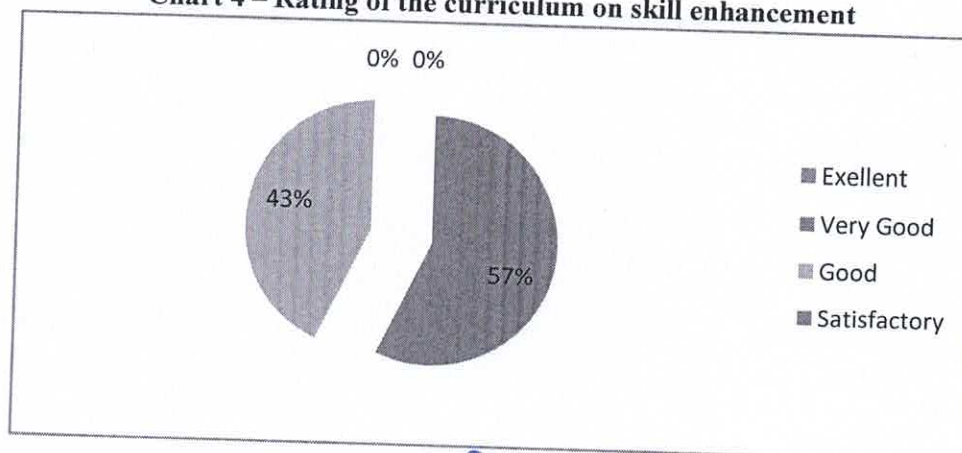
**Chart 3 – Rating of the learning outcomes of the curriculum with respect to global standards**



**Q. 4 How do you rate the curriculum on skill enhancement?**

| Employer's Approach   | EXCELLENT | VERY GOOD | GOOD | SATISFACTORY |
|-----------------------|-----------|-----------|------|--------------|
| Number of Respondents | 0         | 4         | 3    | 0            |
| In Percentage (%)     | 0%        | 57%       | 43%  | 0%           |

**Chart 4 – Rating of the curriculum on skill enhancement**



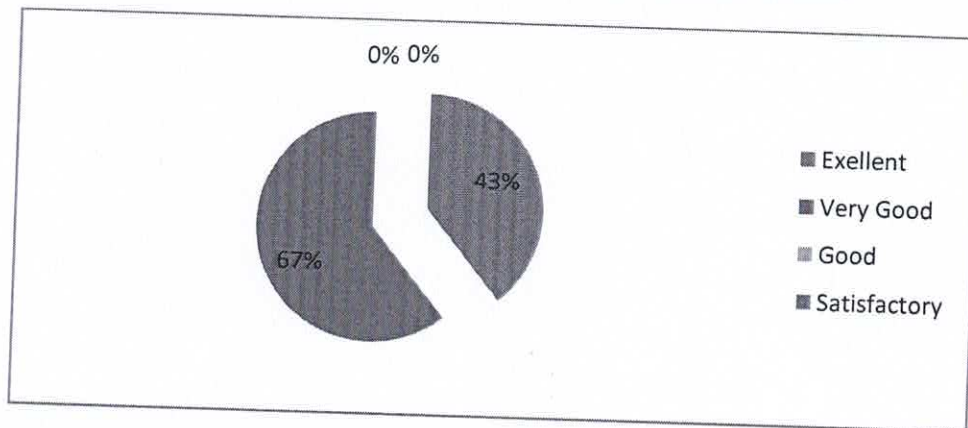
*(Signature)*  
**Dr. S. K. Padaliya**  
 Co-ordinator, NAAC  
 S.G.R.R. (PG) College, Dehradun

*(Signature)*  
**Principal**  
 Shri Guru Ram Rai (PG) College  
 Dehradun

**Q5. How do you view integration of crosscutting issues like gender equality, ethics, environment, sustainability etc. in to the curriculum?**

| Employer's Approach   | EXCELLENT | VERY GOOD | GOOD | SATISFACTORY |
|-----------------------|-----------|-----------|------|--------------|
| Number of Respondents | 3         | 4         | 0    | 0            |
| In Percentage (%)     | 43%       | 67%       | 0%   | 0%           |

**Chart 5 – Views regarding the integration of crosscutting issues like gender equality, ethics, environment, sustainability etc. in to the curriculum**



*[Signature]*  
**Dr. S. K. Padaliya**  
 Co-ordinator, NAAC  
 S.G.P. (PG) College, Gandhinagar

*[Signature]*  
**Principal**  
**Shri Guru Ram Das College**  
 Dehradun

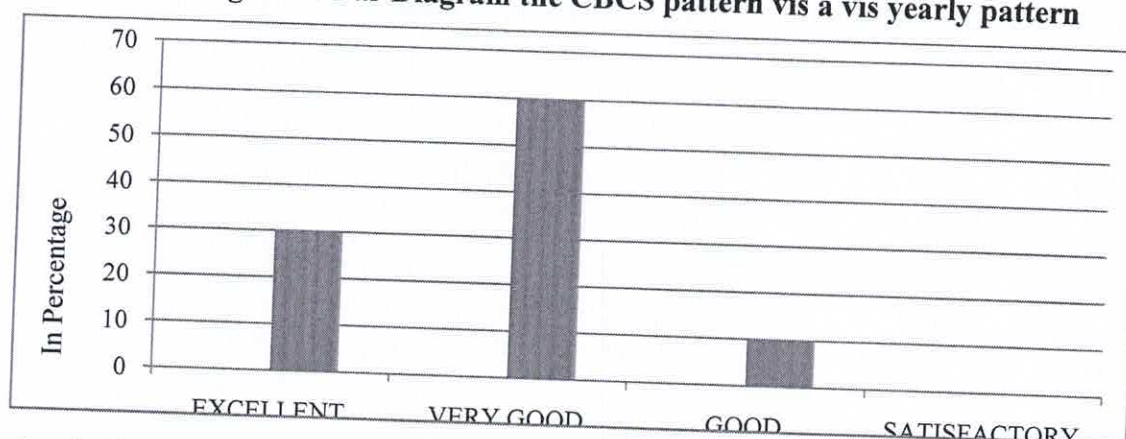


## Alumni's Feedback Analysis 2018 -2019

### 1. Rating of the CBCS pattern vis a vis yearly pattern

| Alumni Approach       | EXCELLENT | VERY GOOD | GOOD | SATISFACTORY |
|-----------------------|-----------|-----------|------|--------------|
| Number of Respondents | 6         | 12        | 2    | 0            |
| In Percentage (%)     | 30        | 60        | 10   | 0            |

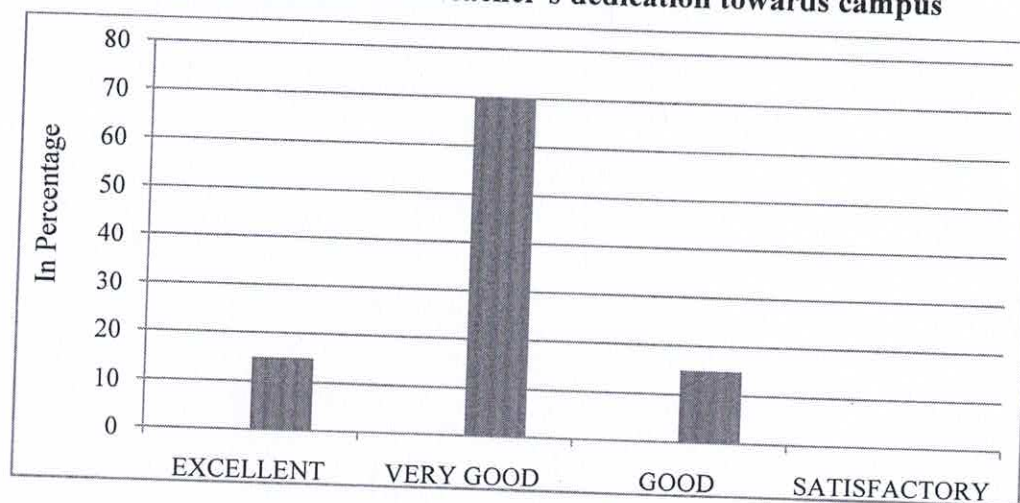
**Figure 1: Bar Diagram the CBCS pattern vis a vis yearly pattern**




### 2. The level of teacher's dedication towards campus

| Alumni Approach       | EXCELLENT | VERY GOOD | GOOD | SATISFACTORY |
|-----------------------|-----------|-----------|------|--------------|
| Number of Respondents | 3         | 14        | 3    | 0            |
| In Percentage (%)     | 15        | 70        | 15   | 0            |

**Figure 2: Bar Diagram of the level of teacher's dedication towards campus**



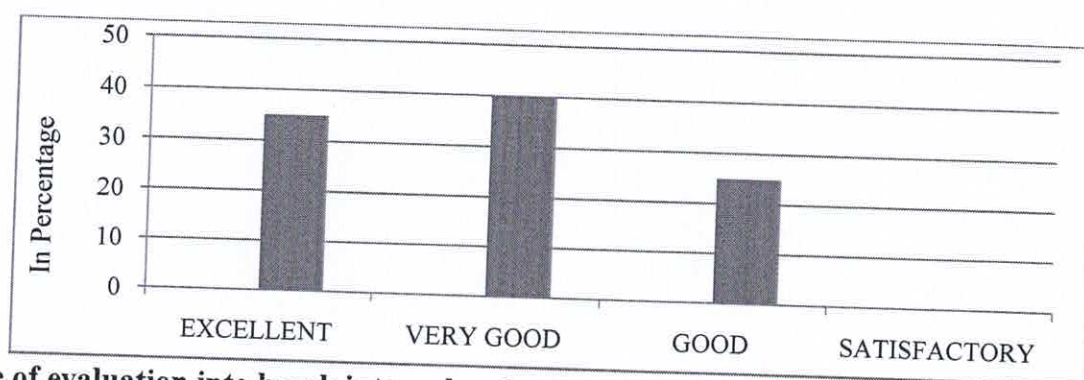
  
**Dr. S. K. Padaliya**  
 Co-ordinator, NAAC  
 S.G.R.R.(PG) College, Dehradun

**Principal**  
**Shri Guru Ram Rai (PG) College**  
 Dehradun

**3. Integration of cross cutting issues like gender equity, ethics, environment sustainability etc. into the curriculum**

| Alumni Approach       | EXCELLENT | VERY GOOD | GOOD | SATISFACTORY |
|-----------------------|-----------|-----------|------|--------------|
| Number of Respondents | 7         | 8         | 5    | 0            |
| In Percentage (%)     | 35        | 40        | 25   | 0            |

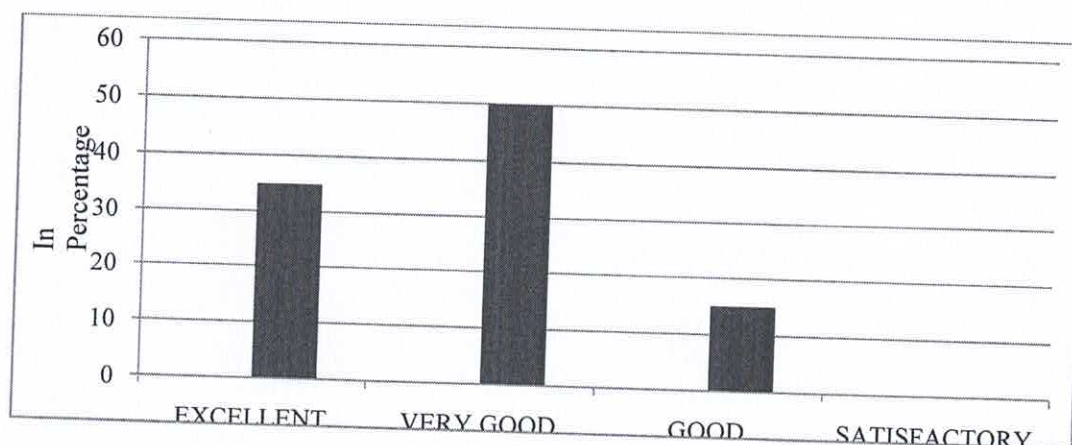
**Figure 3: Bar Diagram of the rating of gender equity, ethics, environment sustainability etc. into the curriculum**



**4. Rate of evaluation into break internal and external evaluation exam**

| Alumni Approach       | EXCELLENT | VERY GOOD | GOOD | SATISFACTORY |
|-----------------------|-----------|-----------|------|--------------|
| Number of Respondents | 7         | 10        | 3    | 0            |
| In Percentage (%)     | 35        | 50        | 15   | 0            |

**Figure 4: Bar Diagram of the evaluation into break internal and external evaluation exam**



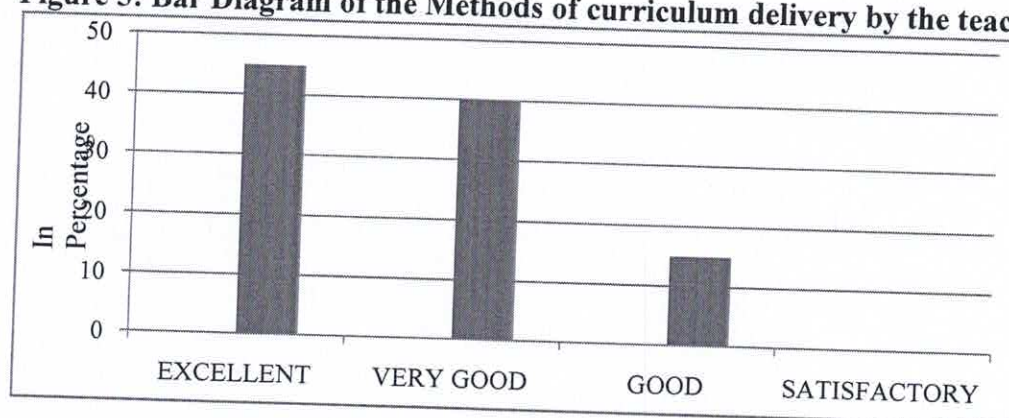
*(Signature)*  
**Dr. S. K. Padaliya**  
 Co-ordinator, NAAC  
 S.G.R.R.(PG) College, Dehradun

*(Signature)*  
**Principal**  
 Shri Guru Ram Rai (PG) College  
 Dehradun

5. How do you rate the methods of curriculum delivery by the teacher

| Alumni Approach       | EXCELLENT | VERY GOOD | GOOD | SATISFACTORY |
|-----------------------|-----------|-----------|------|--------------|
| Number of Respondents | 9         | 8         | 3    | 0            |
| In Percentage (%)     | 45        | 40        | 15   | 0            |

Figure 5: Bar Diagram of the Methods of curriculum delivery by the teacher



*[Signature]*  
**Dr. S. K. Padaliya**  
 Co-ordinator, NAAC  
 S.G.R.R.(PG) College, Dehradun

*[Signature]*  
**Dr. S. K. Padaliya**  
 Co-ordinator, NAAC  
 S.G.R.R.(PG) College, Dehradun

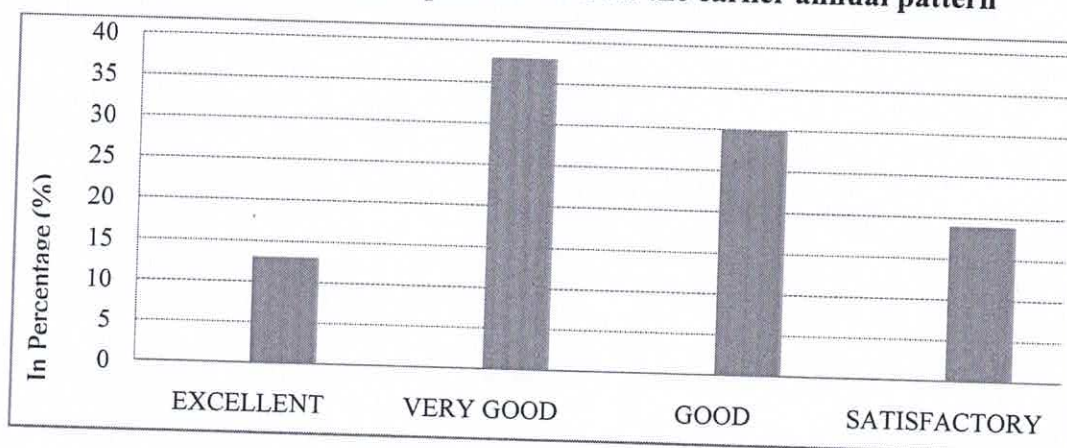


## Students' Feedback Analysis 2019 -2020

### 1. How do you rate the CBCS pattern vis a vis the earlier annual pattern

| Students approach     | EXCELLENT | VERY GOOD | GOOD | SATISFACTORY |
|-----------------------|-----------|-----------|------|--------------|
| Number of Respondents | 23        | 69        | 54   | 34           |
| In Percentage (%)     | 13        | 38        | 30   | 19           |

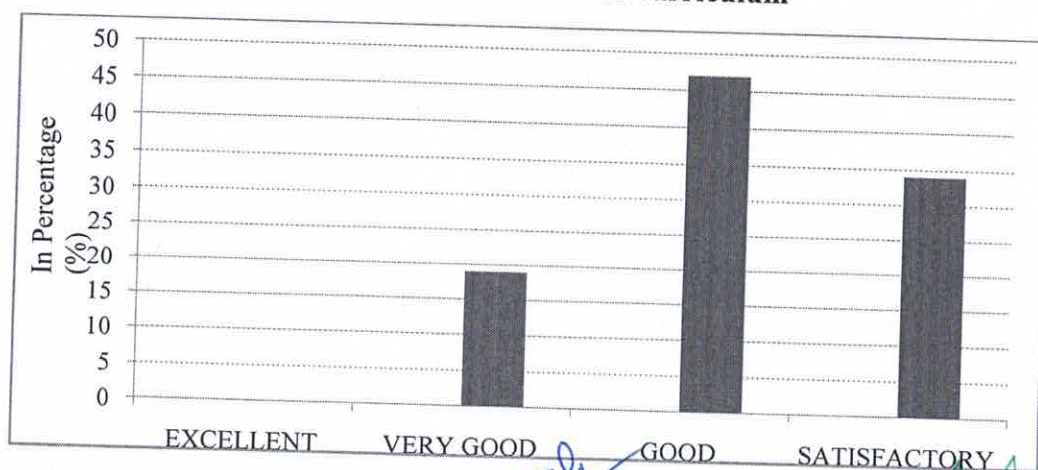
**Figure 1: Bar Diagram of the CBCS pattern vis a vis the earlier annual pattern**



### 2. Method of transaction of curriculum

| Students approach     | EXCELLENT | VERY GOOD | GOOD | SATISFACTORY |
|-----------------------|-----------|-----------|------|--------------|
| Number of Respondents | 0         | 34        | 84   | 62           |
| In Percentage (%)     | 0         | 19        | 47   | 34           |

**Figure 2: Bar Diagram of the method of transaction of curriculum**



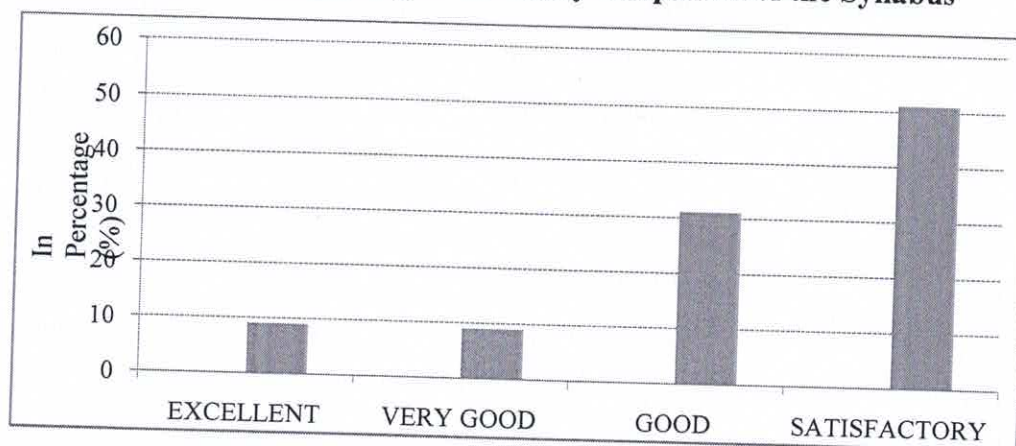
Dr. S. K. Padaliya  
Co-ordinator, NAAC  
S.G.R.R.(PG) College, Dehradun

Principal  
Shri Guru Ram Rai (PG) College  
Dehradun

3. What is your rating of the timely completion of the Syllabus

| Students approach     | EXCELLENT | VERY GOOD | GOOD | SATISFACTORY |
|-----------------------|-----------|-----------|------|--------------|
| Number of Respondents | 17        | 17        | 54   | 92           |
| In Percentage (%)     | 9         | 9         | 31   | 51           |

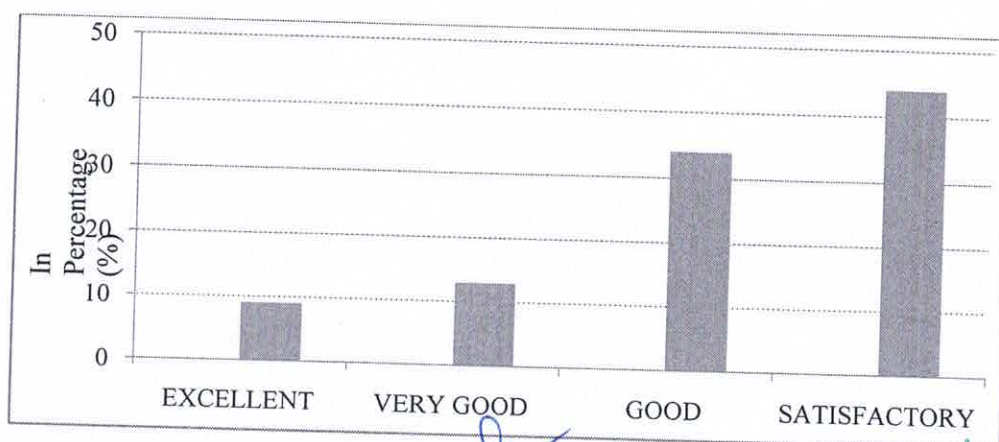
Figure 3: Bar Diagram of the rating of the timely completion of the Syllabus



4. The content of the curriculum is in alignment with the UGC/NET/CSIR/Competitive exam

| Students approach     | EXCELLENT | VERY GOOD | GOOD | SATISFACTORY |
|-----------------------|-----------|-----------|------|--------------|
| Number of Respondents | 17        | 23        | 62   | 78           |
| In Percentage (%)     | 9         | 13        | 34   | 44           |

Figure 4: Bar Diagram of the content of the curriculum in alignment with the UGC/NET/CSIR/Competitive exam



Dr. S. K. Padaliya  
Co-ordinator, NAAC  
S.G.R.R.(PG) College, Dehradun

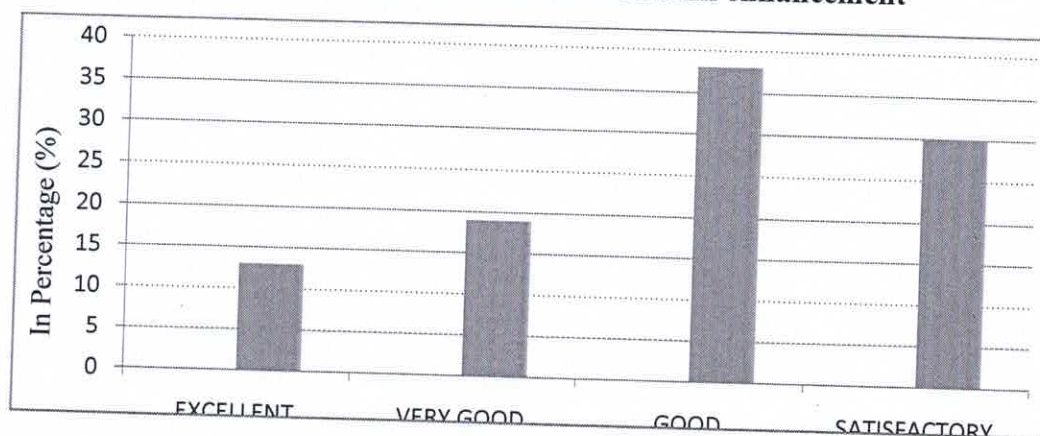
Principal  
Shri Guru Ram Rai (PG) College  
Dehradun



**5. How do you rate the curriculum on skill enhancement**

| Students approach     | EXCELLENT | VERY GOOD | GOOD | SATISFACTORY |
|-----------------------|-----------|-----------|------|--------------|
| Number of Respondents | 23        | 34        | 69   | 54           |
| In Percentage (%)     | 13        | 19        | 38   | 30           |

**Figure 5: Bar Diagram of the rate the curriculum on skill enhancement**



*[Signature]*  
**Dr. S. K. Padaliya**  
 Co-ordinator, NAAC  
 S.G.R.R.(PG) College, Dehradun

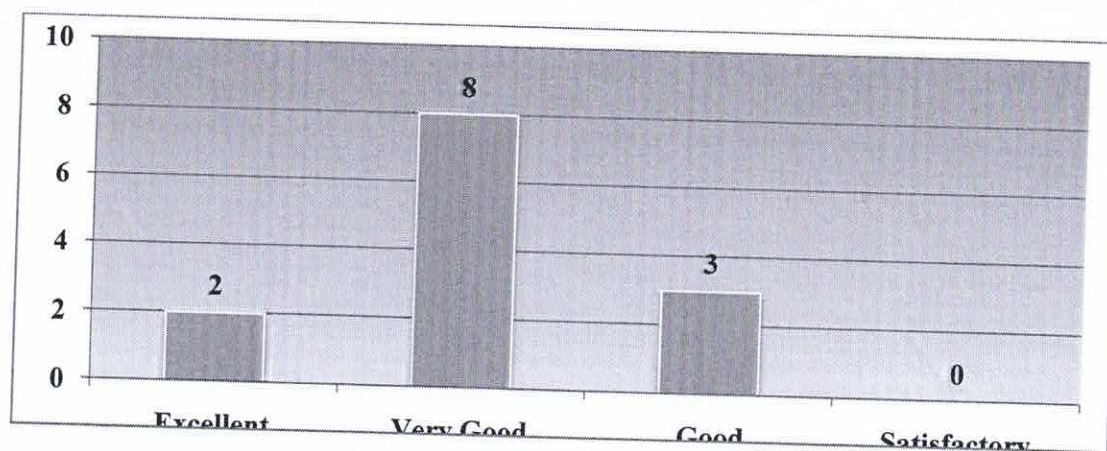
*[Signature]*  
**Principal**  
 Shri Guru Ram Rai (PG) College  
 Dehradun

## Teachers' Feedback Analysis 2019-20

1. How do you rate the CBCS pattern vis a vis earlier annual pattern in context of students

| Teacher's approach    | EXCELLENT | VERY GOOD | GOOD | SATISFACTORY |
|-----------------------|-----------|-----------|------|--------------|
| Number of Respondents | 2         | 8         | 3    | 0            |
| In Percentage (%)     | 15%       | 62%       | 23%  | 0            |

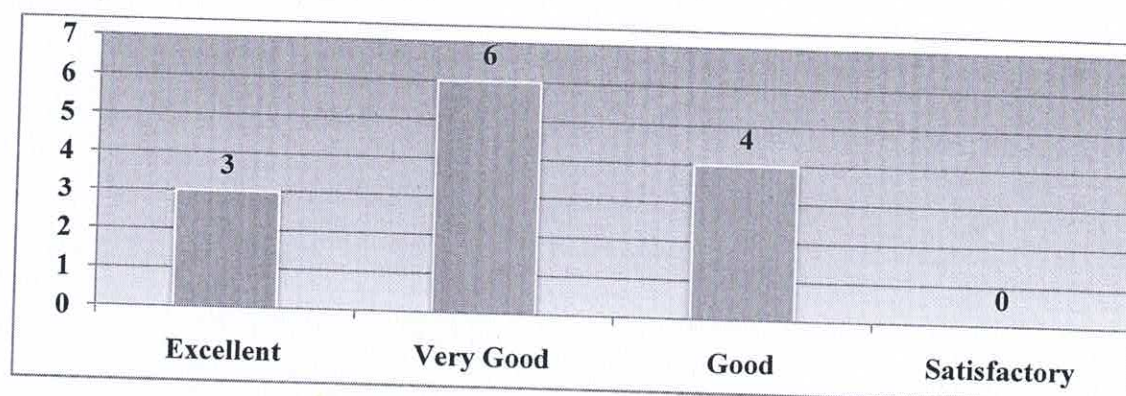
Figure 1: Bar Diagram the CBCS pattern vis a vis earlier annual pattern in context of students




2. What is your rating of CES (Continuous Evaluation System) in the context of subject knowledge acquired by the student?

| Teacher's approach    | EXCELLENT | VERY GOOD | GOOD | SATISFACTORY |
|-----------------------|-----------|-----------|------|--------------|
| Number of Respondents | 3         | 6         | 4    | 0            |
| In Percentage (%)     | 23%       | 46%       | 31%  | 0            |

Figure 2: Bar Diagram of the CES (Continuous Evaluation System) in the context of subject knowledge acquired by the student



  
 Dr. S. K. Padaliya  
 Co-ordinator, NAAC  
 S.G.R.R.(PG) College

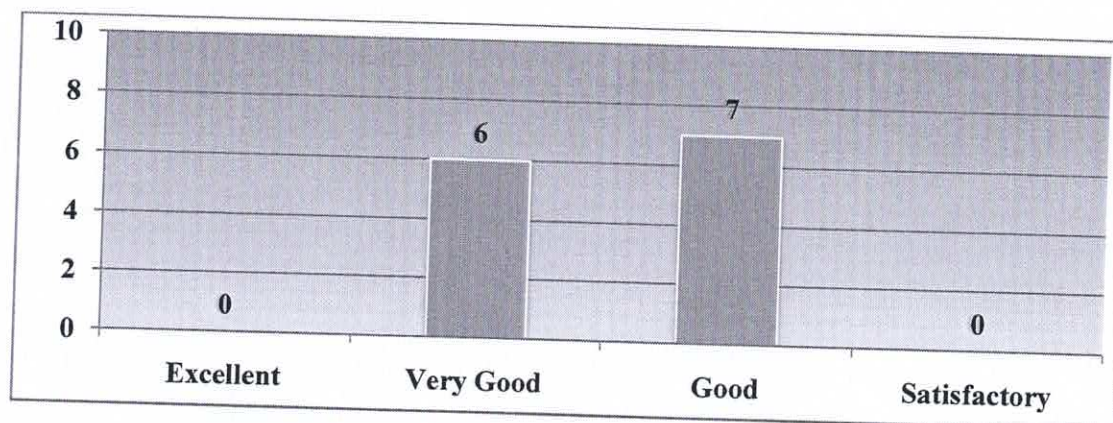
  
 Principal  
 Shri Guru Ram Rai (PG) College



3. The curriculum is balanced with regard to theoretical and practical knowledge

| Teacher's approach    | EXCELLENT | VERY GOOD | GOOD | SATISFACTORY |
|-----------------------|-----------|-----------|------|--------------|
| Number of Respondents | 0         | 6         | 7    | 0            |
| In Percentage (%)     | 0         | 46%       | 54%  | 0            |

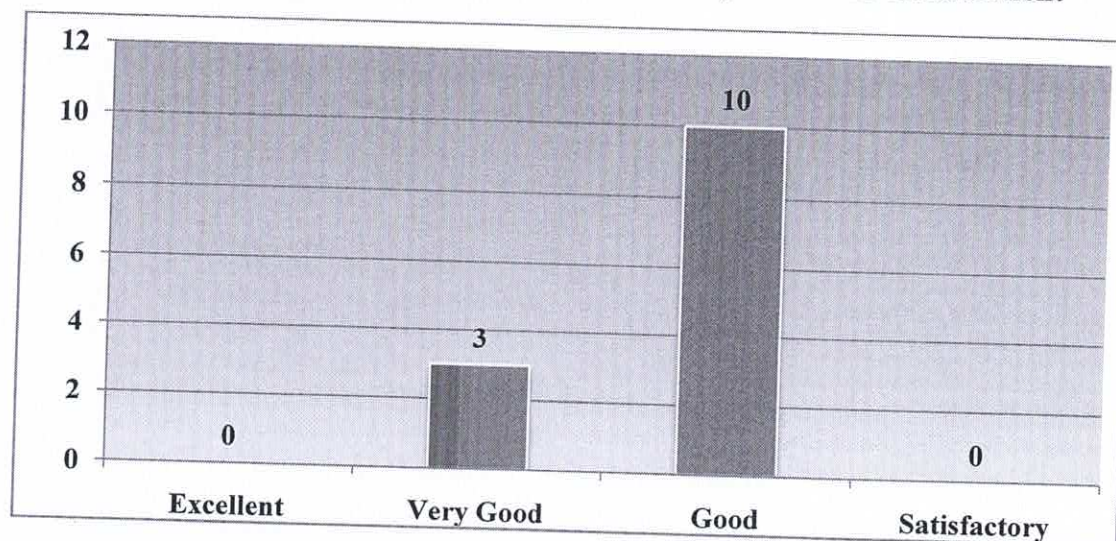
Figure 3: Bar Diagram of the curriculum is balanced with regard to theoretical and practical knowledge



4. How do you rate the curriculum with respect to skill enhancement?

| Teacher's approach    | EXCELLENT | VERY GOOD | GOOD | SATISFACTORY |
|-----------------------|-----------|-----------|------|--------------|
| Number of Respondents | 0         | 3         | 10   | 0            |
| In Percentage (%)     | 0         | 23%       | 77%  | 0            |

Figure 4: Bar Diagram of the curriculum with respect to skill enhancement



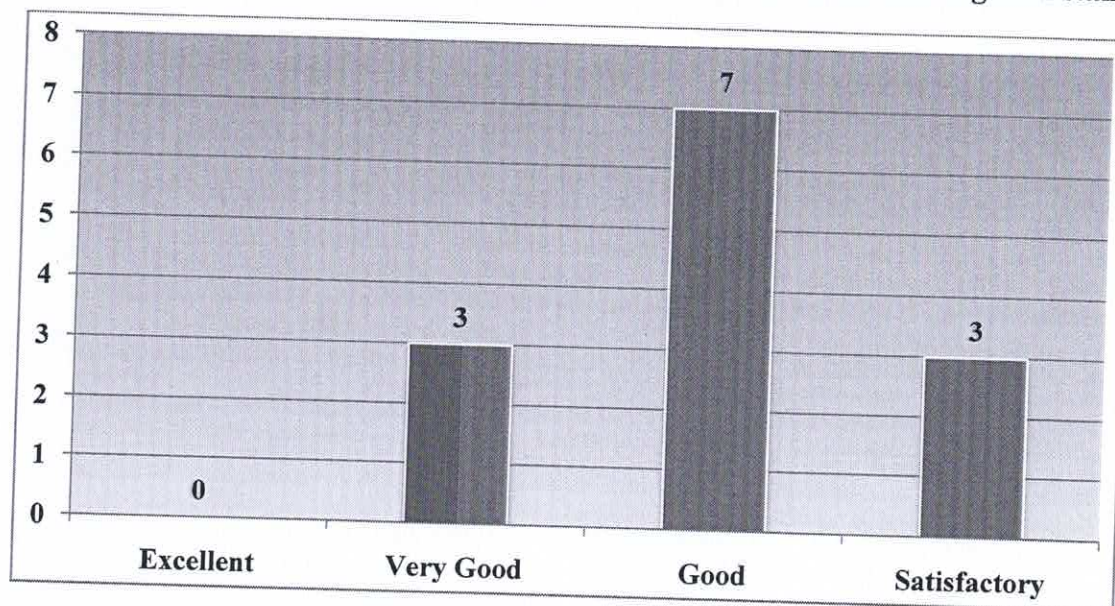
Dr. S. K. Padaliya  
Co-ordinator, NAAC  
S.G.R.R.(PG) College


Principal  
Shri Guru Ram Rai (PG) College


5. The learning outcomes of curriculum are of global standards

| Teacher's approach    | EXCELLENT | VERY GOOD | GOOD | SATISFACTORY |
|-----------------------|-----------|-----------|------|--------------|
| Number of Respondents | 0         | 3         | 7    | 3            |
| In Percentage (%)     | 0         | 23%       | 54%  | 23%          |

Figure 5: Bar Diagram of the learning outcomes of curriculum are of global standards



  
 Dr. S. K. Padaliya  
 Co-ordinator, NAAC  
 S.G.R.R.(PG) College, Dehradun

  
 Principal  
 Shri Guru Ram Rai (PG) College  
 Dehradun

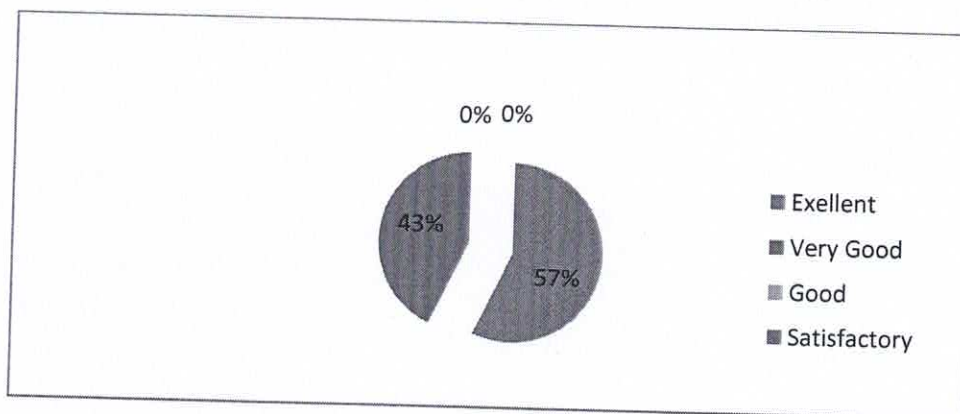


## Employer's Feedback Analysis 2019-20

**Q. 1 What is your rating of the contents of the curriculum?**

| Employer's Approach   | EXCELLENT | VERY GOOD | GOOD | SATISFACTORY |
|-----------------------|-----------|-----------|------|--------------|
| Number of Respondents | 4         | 3         | 0    | 0            |
| In Percentage (%)     | 57%       | 43%       | 0%   | 0%           |

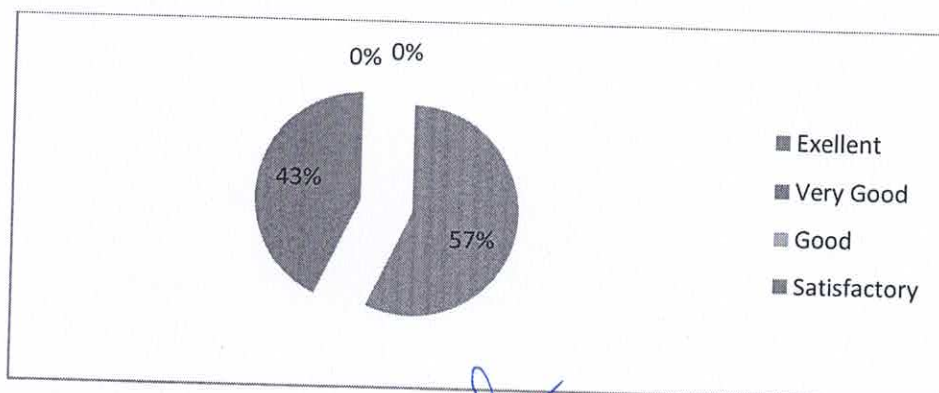
**Chart 1 - Rating of the contents of the curriculum**





**Q.2 How do you rate the planning of the curriculum with regards to theoretical and practical knowledge?**

| Employer's Approach   | EXCELLENT | VERY GOOD | GOOD | SATISFACTORY |
|-----------------------|-----------|-----------|------|--------------|
| Number of Respondents | 4         | 3         | 0    | 0            |
| In Percentage (%)     | 57%       | 43%       | 0%   | 0%           |

**Chart 2 – Rating the planning of the curriculum with regards to theoretical and practical knowledge**



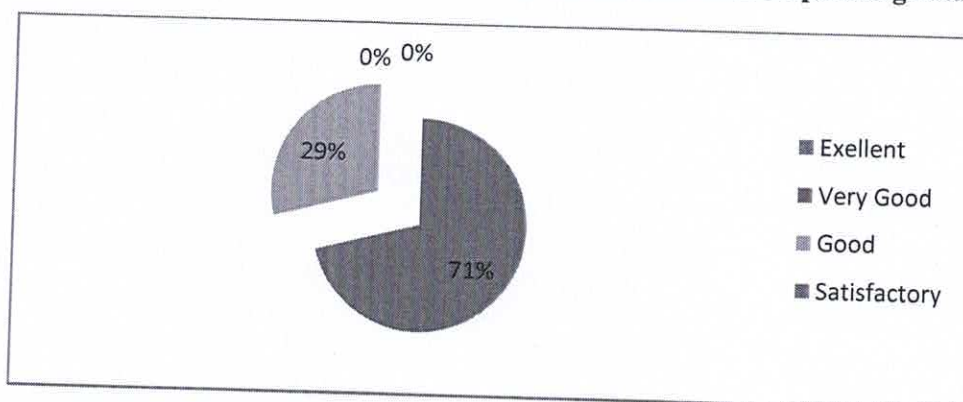
  
**Dr. S. K. Padaliya**  
 Co-ordinator, NAAC  
 S.G.R.R.(PG) College, Dehradun

  
**Principal**  
 Shri Guru Ram Das College  
 Dehradun

**Q.3 What is your rating of the learning outcomes of the curriculum with respect to global standards?**

| Employer's Approach   | EXCELLENT | VERY GOOD | GOOD | SATISFACTORY |
|-----------------------|-----------|-----------|------|--------------|
| Number of Respondents | 0         | 5         | 2    | 0            |
| In Percentage (%)     | 0%        | 71%       | 29%  | 0%           |

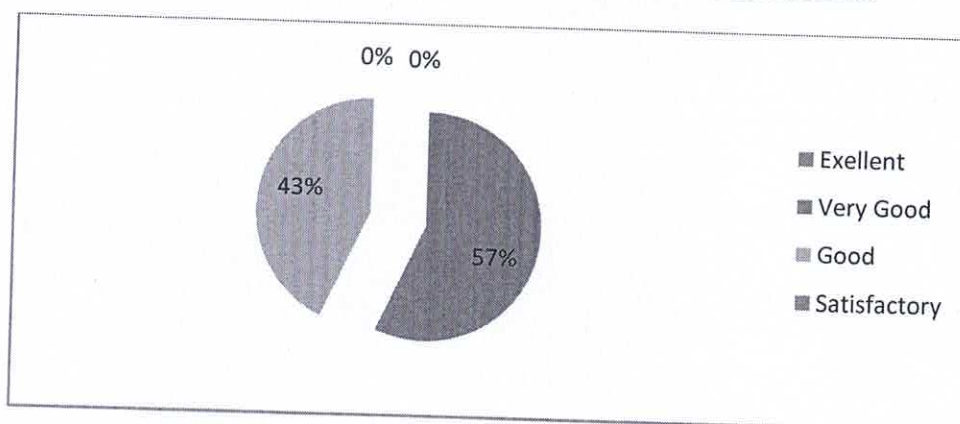
**Chart 3 – Rating of the learning outcomes of the curriculum with respect to global standards**



**Q. 4 How do you rate the curriculum on skill enhancement?**

| Employer's Approach   | EXCELLENT | VERY GOOD | GOOD | SATISFACTORY |
|-----------------------|-----------|-----------|------|--------------|
| Number of Respondents | 0         | 4         | 3    | 0            |
| In Percentage (%)     | 0%        | 57%       | 43%  | 0%           |

**Chart 4 – Rating of the curriculum on skill enhancement**



*[Signature]*  
**Dr. S. K. Padaliya**  
 Co-ordinator, NAAC  
 S.G.R.R.(PG) College, Dehradun

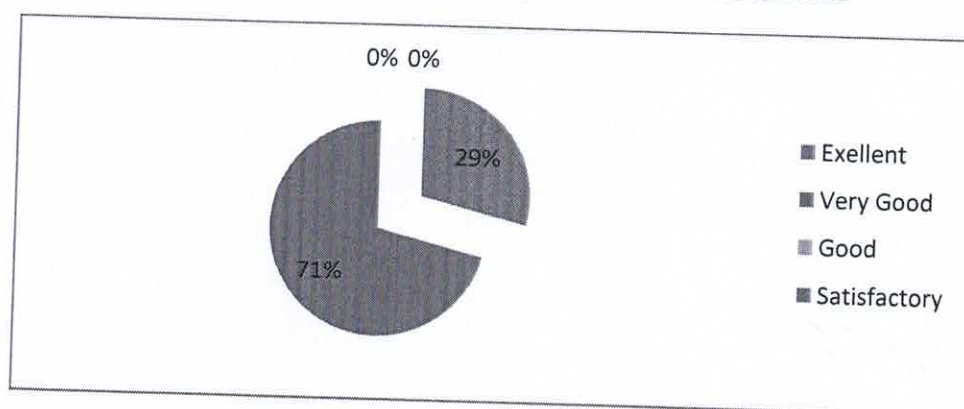
*[Signature]*  
**Principal**  
**Shri Guru Ram Rai (PG) College**  
**Dehradun**



**Q5. How do you view integration of crosscutting issues like gender equality, ethics, environment, sustainability etc. in to the curriculum?**

| Employer's Approach   | EXCELLENT | VERY GOOD | GOOD | SATISFACTORY |
|-----------------------|-----------|-----------|------|--------------|
| Number of Respondents | 2         | 5         | 0    | 0            |
| In Percentage (%)     | 29%       | 71%       | 0%   | 0%           |

**Chart 5 – Views regarding the integration of crosscutting issues like gender equality, ethics, environment, sustainability etc. in to the curriculum**



*[Signature]*  
**Dr. S. K. Padaliya**  
 Co-ordinator, NAAC  
 S.G.R.R.(PG) College, Dehradun

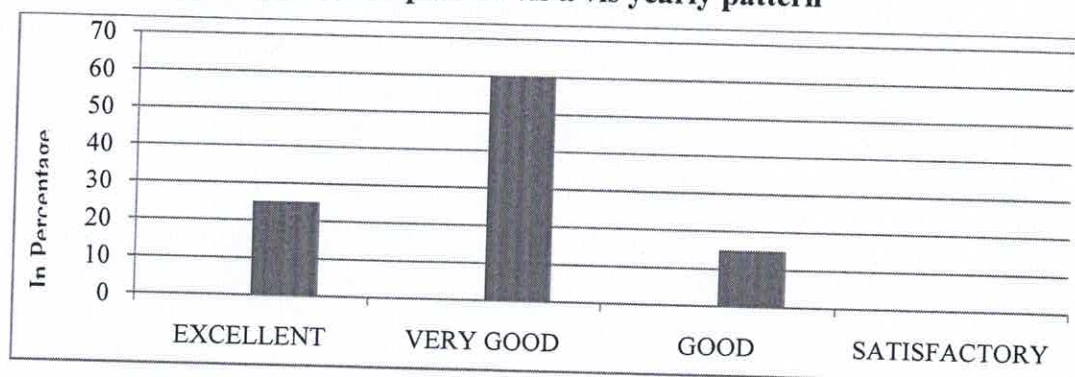
*[Signature]*  
**Principal**  
 Shri Guru Ram Rai (PG) College  
 Dehradun

## Alumnis' Feedback Analysis 2019-20

### 1. Rating of the CBCS pattern vis a vis yearly pattern

| Alumni Approach       | EXCELLENT | VERY GOOD | GOOD | SATISFACTORY |
|-----------------------|-----------|-----------|------|--------------|
| Number of Respondents | 5         | 12        | 3    | 0            |
| In Percentage (%)     | 25        | 60        | 15   | 0            |

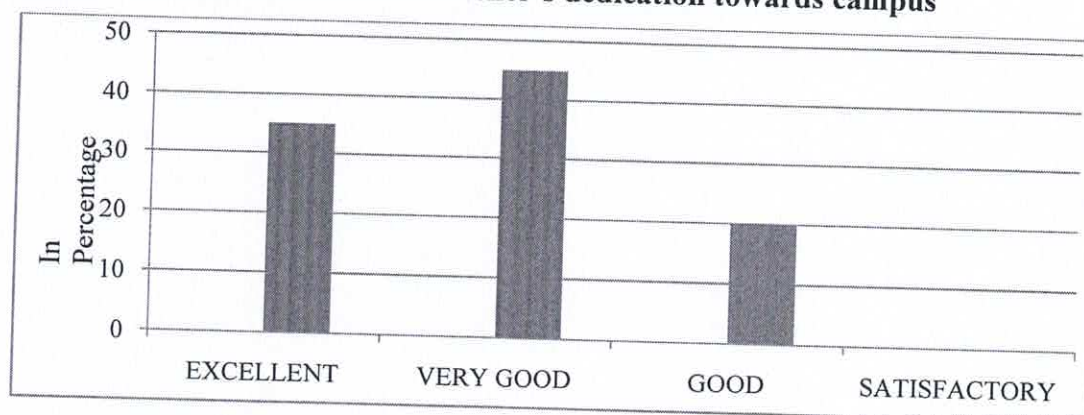
Figure 1: Bar Diagram the CBCS pattern vis a vis yearly pattern





### 2. The level of teacher's dedication towards campus

| Alumni Approach       | EXCELLENT | VERY GOOD | GOOD | SATISFACTORY |
|-----------------------|-----------|-----------|------|--------------|
| Number of Respondents | 7         | 9         | 4    | 0            |
| In Percentage (%)     | 35        | 45        | 20   | 0            |

Figure 2: Bar Diagram of the level of teacher's dedication towards campus



  
Dr. S. K. Padaliya  
Co-ordinator, NAAC  
S.G.R.R.(PG) College, Dehradun

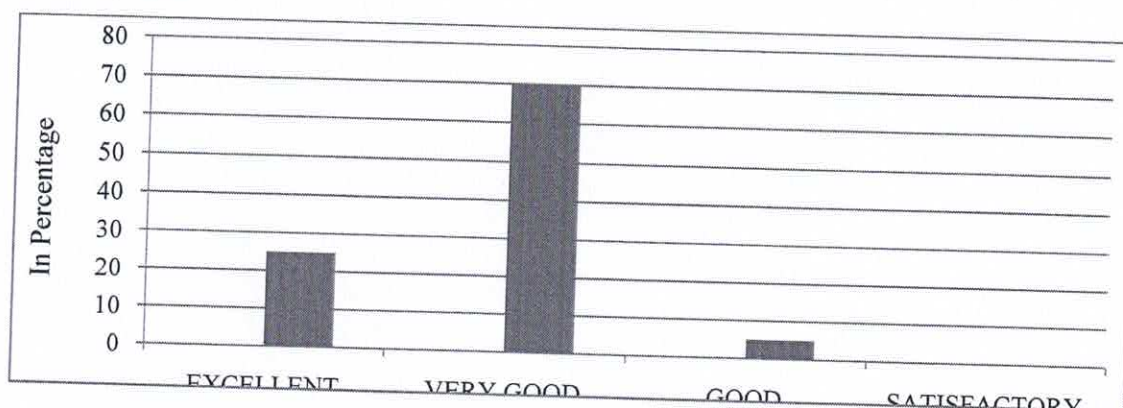
  
Principal  
Shri Guru Ram Rai (PG) College  
Dehradun



**3. Integration of cross cutting issues like gender equity, ethics, environment sustainability etc. into the curriculum**

| Alumni Approach       | EXCELLENT | VERY GOOD | GOOD | SATISFACTORY |
|-----------------------|-----------|-----------|------|--------------|
| Number of Respondents | 5         | 14        | 01   | 0            |
| In Percentage (%)     | 25        | 70        | 5    | 0            |

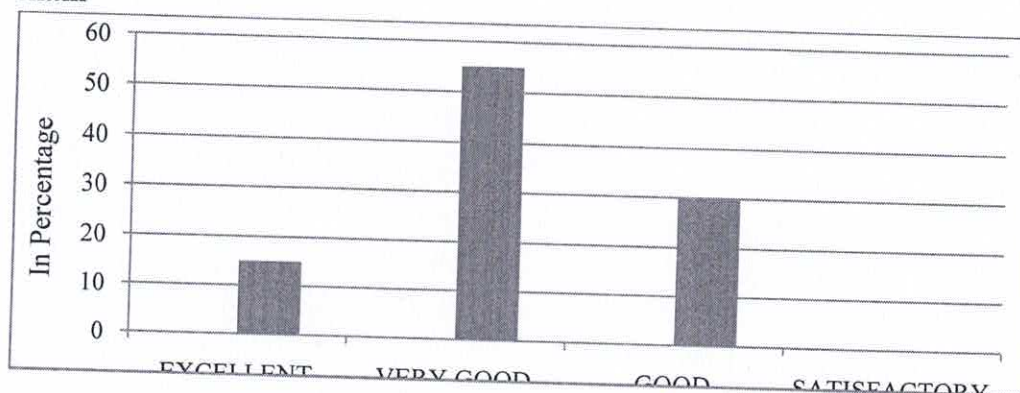
**Figure 3: Bar Diagram of the rating of gender equity, ethics, environment sustainability etc. into the curriculum**



**4. Rate of evaluation into break internal and external evaluation exam**

| Alumni Approach       | EXCELLENT | VERY GOOD | GOOD | SATISFACTORY |
|-----------------------|-----------|-----------|------|--------------|
| Number of Respondents | 3         | 11        | 6    | 0            |
| In Percentage (%)     | 15        | 55        | 30   | 0            |

**Figure 4: Bar Diagram of the evaluation into break internal and external evaluation exam**



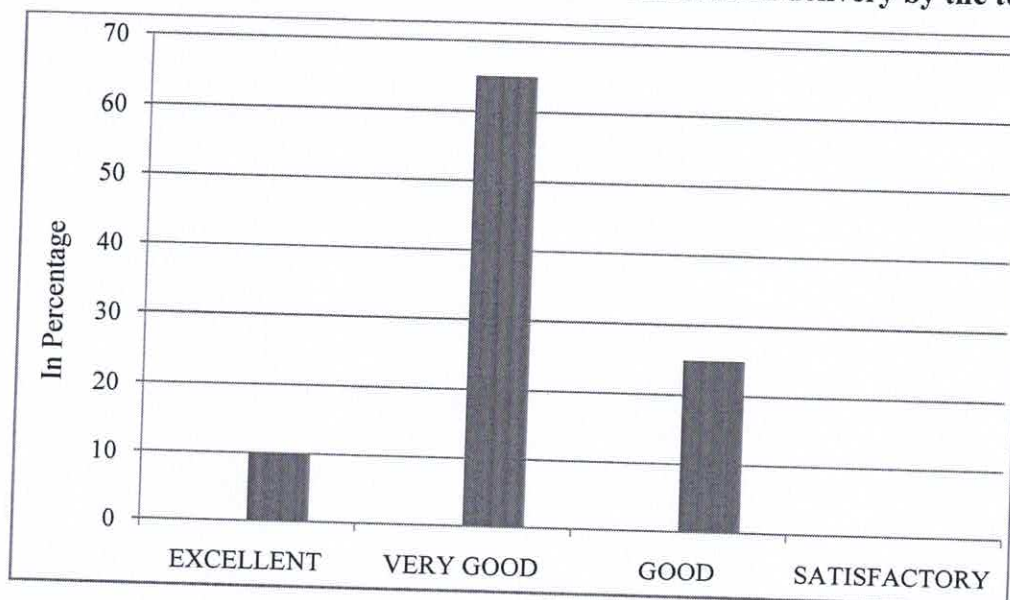
Dr. S. K. Padaliya  
Co-ordinator, NAAC  
S.G.R.R.(PG) College, Dehradun


Principal  
Shri Guru Ram Rai (PG) College  
Dehradun


5. How do you rate the methods of curriculum delivery by the teacher

| Alumni Approach       | EXCELLENT | VERY GOOD | GOOD | SATISFACTORY |
|-----------------------|-----------|-----------|------|--------------|
| Number of Respondents | 2         | 13        | 5    | 0            |
| In Percentage (%)     | 10        | 65        | 25   | 0            |

Figure 5: Bar Diagram of the Methods of curriculum delivery by the teacher



  
**Dr. S. K. Padaliya**  
 Co-ordinator, NAAC  
 S.G.R.R.(PG) College, Dehradun

  
**Principal**  
 Shri Guni Ram College, Dehradun